



2018 Municipal and School Board Election Results

Municipal and School Board elections were held in the City of Oshawa on Monday, October 22, 2018 to elect the Chair of the Regional Municipality of Durham, members of Oshawa City Council and members of the Durham District School Board, Durham Catholic District School Board, le Conseil scolaire Viamonde and le Conseil scolaire catholique MonAvenir.

This publication provides information and statistics from the 2018 Municipal and School Board Election. The election was conducted by City Clerk Services and any comments or suggestions concerning this publication should be forwarded to the City Clerk, 50 Centre Street South, Oshawa, Ontario, L1H 3Z7 or via email at clerks@oshawa.ca.

Table of Contents

Oshawa Electoral System	5
Final Results	6
Office of Regional Chair.....	6
Office of Mayor	6
Office of Regional and City Councillor – Ward 1.....	7
Office of Regional and City Councillor – Ward 2.....	7
Office of Regional and City Councillor – Ward 3.....	7
Office of Regional and City Councillor – Ward 4.....	7
Office of Regional and City Councillor – Ward 5.....	7
Office of City Councillor – Ward 1.....	8
Office of City Councillor – Ward 2.....	8
Office of City Councillor – Ward 3.....	8
Office of City Councillor – Ward 4.....	8
Office of City Councillor – Ward 5.....	9
Office of Trustee, Durham District School Board	9
Office of Trustee, Durham Catholic District School Board	9
Office of Conseiller(ère), Conseil scolaire Viamonde - Overall	10
Office of Conseiller(ère), Conseil scolaire catholique MonAvenir- Overall.....	10
Office of Conseiller(ère), Conseil scolaire Viamond –Oshawa Results Only	10
Office of Conseiller(ère), Conseil scolaire catholique MonAvenir – Oshawa Only.....	10
Results by Voting Place	12
1-1 – Sherwood Public School.....	12
1-2 – St. John Bosco Catholic School.....	16
1-3 – Norman G. Powers Public School	20
1-4 – Legends Centre	24
1-5 – Columbus Community Centre.....	28
2-1 – Monsignor Paul Dwyer Catholic School.....	32
2-2 – Queen Elizabeth Public School	36

2-3 – Northview Community Centre.....	40
2-4 – Father Joseph Venini Catholic School.....	44
2-5 – Campus Ice Centre.....	48
2-6 – Oshawa and District Shrine Club.....	52
3-1 – Clara Hughes Public School.....	56
3-2 – Vincest Massey Public School.....	60
3-3 – Harmony Heights Public School.....	64
3-4 – Sir Albert Love Catholic School.....	68
3-5 – Beau Valley Public School.....	72
3-6 – St. Joseph Catholic School.....	76
3-7 – Pierre Elliot Trudeau School.....	80
4-1 – Civic Recreation Complex.....	84
4-2 – Durham Alternative Secondary School.....	88
4-3 – Stephen G. Saywell Public School.....	92
4-4 – R.S. McLaughlin.....	96
4-5 – O’Neill CVI.....	100
4-6 – Woodview Community Centre.....	104
4-7 – Walter E. Harris Public School.....	108
5-1 – Dr. C.F. Cannon.....	112
5-2 – G.L Roberts CVI.....	116
5-3 – Monsignor John Peremya Catholic Secondary School.....	120
5-4 – St. Thomas Aquinas Catholic School.....	124
5-5 – David Bouchard Public School.....	128
5-6 – Harmony Creek Gold Club.....	132
5-7 – Glen Street Public School.....	136
Advance Voting & City Hall Accessible Poll.....	140
Summary of Advance Voting By Voting Subdivision/Ward – 1997- 2014.....	146
Summary of Advance Voting – 2018.....	146
Summary of Advance Voting – Special Voting at Multi-Residential Buildings.....	147

Summary of Advance Voting – Voter Turnout.....	147
Percentage of Voter Turnout by Voting Subdivision – 1997- 2014.....	147
Percentage of Voter Turnout By Ward – 2018	148
Percentage by Voting Place	149
Voter Turnout by Year	151
Summary of French Language School Boards By Municipality.....	152
Ward /Voting Places Map – Ward 1	154
Ward /Voting Places Map – Ward 2	155
Ward/Voting Places Map – Ward 3	156
Ward/Voting Places Map – Ward 4	157
Ward/Voting Places Map – Ward 5	158

Oshawa Electoral System

The Council of the City of Oshawa consists of eleven members – a Mayor, five Regional and City Councillors and five City Councillors.

The Mayor is elected at large by electors throughout the City, heads the Council of the City of Oshawa and is also a representative of the City on the Council of the Regional Municipality of Durham.

Five Regional and City Councillors are elected by Ward to represent the citizens of Oshawa on both the Council of the City of Oshawa and the Council of the Regional Municipality of Durham.

Five City Councillors are elected by Ward to represent the citizens of Oshawa on the Council of the City of Oshawa only.

In addition to members of City Council, City Clerk Services is also responsible within the City of Oshawa for the conduct of elections for the Chair of the Regional Municipality of Durham and members of the English-language and French-language School Boards.

A Ward system was new for 2018, and each ward contained a number of voting locations.

Ten advance voting opportunities were offered allowing additional opportunities for electors to vote. The advance voting period began on October 5 and ended on October 14, 2018.

Final Results

Office of Regional Chair¹

DINGWALL, Tom	2,684
HENRY, John.....	18,782
MUTTON, John	2,445
NEAL, Peter	1,221
SAHI, Muhammad Ahsin	566

Office of Mayor

CARRUTHERS, Kenneth	983
CARTER, Dan	17,651
INGINO, Joe.....	1,409
KUNZ, Adam	1,060
LEAR, Sara	2,899
RUSSO, Rosaldo	367
RUTHERFORD, Bob.....	1,083

¹ The results for the Office of Regional Chair represent the votes cast by voters within the City of Oshawa only.

Office of Regional and City Councillor – Ward 1

BARONE, Dominic	320
CLARKE, Cathy	1,054
NEAL, John	1,410

Office of Regional and City Councillor – Ward 2

CULLEN, Daniel	300
MARIMPIETRI, Tito-Dante	2,140
McCREA, Julia	1,233
MILOSH, George Gus	346
VAN ALLEN, Jim	875

Office of Regional and City Councillor – Ward 3

AKER, Teresa	1,350
CHAPMAN, Bob	3,089
SHIELDS, John	2,556

Office of Regional and City Councillor – Ward 4

KERR, Rick	3,183
SANDERS, Doug	3,119

Office of Regional and City Councillor – Ward 5

BEATTY, Kim	1,149
NICHOLSON, Brian	1,676
PIDWERBECKI, Nester	1,393

Office of City Councillor – Ward 1

CORLESS, Theresa 834

McCONKEY, Rosemary..... 1,154

STEPHEN, Diane..... 189

STEVENSON, Robert 331

WHITE, Adam 136

Office of City Councillor – Ward 2

ALBRECHT, Karen..... 815

BATES, Gail 1,007

GIANCROCE, Jonathan..... 854

GIANELLO, Adrian..... 203

HURST, Jane..... 1,760

Office of City Councillor – Ward 3

EASTWOOD, Ethan..... 1,283

GUERNSEY, Eric..... 1,496

MARKS, Bradley J. 3,057

WILSON, Cerise..... 845

Office of City Councillor – Ward 4

GIBERSON, Derek 1,466

GOODMURPHY, Michael 143

HAWTHORN, Catherine..... 943

JAMISCHAK, Elizabeth 444

KOTSOPOULOS, Matthew	406
LOGAN, Mark.....	792
MILOSH, Gregory.....	528
PATERSON, Clayton	194
THOMPSON, Dave	878
TOPPLE, Chris.....	585

Office of City Councillor – Ward 5

DOWN, Alex.....	1,536
GRAY, John	2,413
LOCOCO, Joe.....	226

Office of Trustee, Durham District School Board

ARNOLD, Valerie	5,222
BARRETT, Michael.....	7,122
BELLAMY, Derek.....	2,905
FORBES, Darlene	6,836
JEYES, Robert S.....	1,322
MANSFIELD, Zac.....	2,020
NOBLE, Ashley	6,576
RILEY, Garth.....	2,091
STONE, Linda	6,412

Office of Trustee, Durham Catholic District School Board

GIANCROCE, Josie	1,404
------------------------	-------

JONES, Frederick	925
PULLA, Paul.....	2,528
QUINTYN, Esrick	261
STE. MARIE, Morgan.....	2,262

Office of Conseiller(ère), Conseil scolaire Viamonde² - Overall

LANDRY, Sylvie A.	513
RUSZKOWSKI, Anna-Karyna	280

Office of Conseiller(ère), Conseil scolaire catholique MonAvenir³- Overall

BRIDEAU, Roger.....	753
KWILU MONDO, Marcellin	190
LINSKY, Andre	213
NKONGOLO, Balonda	110

Office of Conseiller(ère), Conseil scolaire Viamond –Oshawa Results Only

LANDRY, Sylvie A.....	89
RUSZKOWSKI, Anna-Karyna	60

Office of Conseiller(ère), Conseil scolaire catholique MonAvenir – Oshawa Only

BRIDEAU, Roger	186
----------------------	-----

² Results for the Office of Conseiller(ère), Conseil scolaire Viamonde include votes cast by electors in the following geographical areas: the single-tier cities of Kawartha Lakes, Peterborough and Quinte West (Ward 3 - Murray Ward only), the counties of Northumberland, Peterborough and Haliburton and the Regional Municipality of Durham.

³ Results for the Office of Conseiller(ère), Conseil scolaire catholique MonAvenir include votes cast by electors in the following geographical areas: the single-tier cities of Kawartha Lakes, Peterborough and Quinte West (Ward 3 - Murray Ward only), the counties of Northumberland and Peterborough and the Regional Municipality of Durham.

LINSKY, Andre 41
KWILU MONDO, Marcellin 30
NKONGOLO, Balonda 23

Results by Voting Place

1-1 – Sherwood Public School

Office of Regional Chair

Candidate	Votes	Percentage
DINGWALL, Tom	53	8.17%
HENRY, John.....	460	70.88%
MUTTON, John	68	10.48%
NEAL, Peter	42	6.47%
SAHI, Muhammad Ahsin	26	4.01%
Total	649	100%

Office of Mayor

Candidate	Votes	Percentage
CARRUTHERS, Kenneth.....	21	3.24%
CARTER, DAN.....	446	68.72%
INGINO, Joe.....	38	5.86%
KUNZ, Adam	29	4.47%
LEAR, Sara	74	11.40%
RUSSO, Rosaldo	12	1.85%
RUTHERFORD, Bob.....	29	4.47%
Total	649	100.00%

Office of Regional and City Councillor – Ward 1

Candidate	Votes	Percentage
BARONE, Dominic	75	11.72%
CLARKE, Cathy	244	38.13%
NEAL, John	321	50.16%
Total	640	100.00%

Office of City Councillor – Ward 1

CORLESS, Theresa	227	36.73%
McCONKEY, Rosemary	263	42.56%
STEPHEN, Diane	38	6.15%
STEVENSON, Robert	66	10.68%
WHITE, Adam	24	3.88%
Total	618	100.00%

Office of Trustee- Durham District School Board

Candidate	Votes	Percentage
ARNOLD, Valerie	113	12.73%
BARRETT, Michael	158	17.79%
BELLAMY, Derek	66	7.43%
FORBES, Darlene	143	16.10%
JEYES, Robert S.....	40	4.50%
MANSFIELD, Zac.....	32	3.60%
NOBLE, Ashley	164	18.47%
RILEY, GARTH	41	4.62%
STONE, LINDA	131	14.75%
Total	888	100.00%

Office of Trustee – Durham Catholic District School Board

Candidate	Votes	Percentage
GIANCROCE, Josie	40	18.02%
JONES, Frederick E.G.	29	13.06%
PULLA, Paul.....	76	34.23%
QUINTYN, Esrick	4	1.80%
STE. MARIE, Morgan	73	32.88%
Total	222	100.00%

Office of Conseiller(ère), Conseil scolaire Viamonde

Candidate	Votes	Percentage
LANDRY, Sylvie A.....	2	40.00%
RUSZKOWSKI, Anna-Karyna	3	60.00%
Total	5	100.00%

Office of Conseiller(ère), Conseil scolaire de district catholique MonAvenir

Candidate	Votes	Percentage
BRIDEAU, Roger	4	66.67%
LINSKY, Andre.....	0	0.00%
KWILU MONDO, Marcellin.....	1	16.67%
NKONGOLO, Balonda	1	16.67%
Total	6	100.00%

1-2 – St. John Bosco Catholic School

Office of Regional Chair

Candidate	Votes	Percentage
DINGWALL, Tom	68	10.83%
HENRY, John.....	402	64.01%
MUTTON, John	76	12.10%
NEAL, Peter	59	9.39%
SAHI, Muhammad Ahsin	23	3.66%
Total	628	100.00%

Office of Mayor

Candidate	Votes	Percentage
CARRUTHERS, Kenneth.....	23	3.72%
CARTER, DAN.....	414	66.88%
INGINO, Joe.....	40	6.46%
KUNZ, Adam.....	31	5.01%
LEAR, Sara	69	11.15%
RUSSO, Rosaldo	20	3.23%
RUTHERFORD, Bob.....	22	3.55%
Total	619	100.00%

Office of Regional and City Councillor – Ward 1

Candidate	Votes	Percentage
BARONE, Dominic	91	14.49%
CLARKE, Cathy	277	44.11%
NEAL, John	260	41.40%
Total	628	100.00%

Office of City Councillor – Ward 1

CORLESS, Theresa	193	31.80%
McCONKEY, Rosemary	253	41.68%
STEPHEN, Diane	43	7.08%
STEVENSON, Robert	82	13.51%
WHITE, Adam	36	5.93%
Total	607	100.00%

Office of Trustee- Durham District School Board

Candidate	Votes	Percentage
ARNOLD, Valerie	118	12.13%
BARRETT, Michael	173	17.78%
BELLAMY, Derek	68	6.99%
FORBES, Darlene	187	19.22%
JEYES, Robert S.....	25	2.57%
MANSFIELD, Zac.....	47	4.83%
NOBLE, Ashley	174	17.88%
RILEY, GARTH	39	4.01%
STONE, LINDA	142	14.59%
Total	973	100.00%

Office of Trustee – Durham Catholic District School Board

Candidate	Votes	Percentage
GIANCROCE, Josie	36	20.22%
JONES, Frederick E.G.	23	12.92%
PULLA, Paul.....	66	37.08%
QUINTYN, Esrick	2	1.12%
STE. MARIE, Morgan	51	28.65%
Total	178	100.00%

Office of Conseiller(ère), Conseil scolaire Viamonde

Candidate	Votes	Percentage
LANDRY, Sylvie A.....	2	100.00%
RUSZKOWSKI, Anna-Karyna	0	0.00%
Total	2	100.00%

Office of Conseiller(ère), Conseil scolaire de district catholique MonAvenir

Candidate	Votes	Percentage
BRIDEAU, Roger	12	63.16%
LINSKY, Andre.....	2	10.53%
KWILU MONDO, Marcellin.....	3	15.79%
NKONGOLO, Balonda	2	10.53%
Total	19	100.00%

1-3 – Norman G. Powers Public School

Office of Regional Chair

Candidate	Votes	Percentage
DINGWALL, Tom	73	14.81%
HENRY, John.....	311	63.08%
MUTTON, John	55	11.16%
NEAL, Peter	31	6.29%
SAHI, Muhammad Ahsin	23	4.67%
Total	493	100.00%

Office of Mayor

Candidate	Votes	Percentage
CARRUTHERS, Kenneth.....	25	5.13%
CARTER, DAN.....	329	67.56%
INGINO, Joe.....	31	6.37%
KUNZ, Adam.....	25	5.13%
LEAR, Sara	55	11.29%
RUSSO, Rosaldo	11	2.26%
RUTHERFORD, Bob.....	11	2.26%
Total	487	100.00%

Office of Regional and City Councillor – Ward 1

Candidate	Votes	Percentage
BARONE, Dominic	46	9.41%
CLARKE, Cathy	197	40.29%
NEAL, John	246	50.31%
Total	489	100.00%

Office of City Councillor – Ward 1

CORLESS, Theresa	157	34.66%
McCONKEY, Rosemary	165	36.42%
STEPHEN, Diane	38	8.39%
STEVENSON, Robert	65	14.35%
WHITE, Adam	28	6.18%
Total	453	100.00%

Office of Trustee- Durham District School Board

Candidate	Votes	Percentage
ARNOLD, Valerie	70	9.96%
BARRETT, Michael	129	18.35%
BELLAMY, Derek	50	7.11%
FORBES, Darlene	139	19.77%
JEYES, Robert S.....	18	2.56%
MANSFIELD, Zac.....	28	3.98%
NOBLE, Ashley	134	19.06%
RILEY, GARTH	20	2.84%
STONE, LINDA	115	16.36%
Total	703	100.00%

Office of Trustee – Durham Catholic District School Board

Candidate	Votes	Percentage
GIANCROCE, Josie	32	20.78%
JONES, Frederick E.G.	17	11.04%
PULLA, Paul.....	50	32.47%
QUINTYN, Esrick	3	1.95%
STE. MARIE, Morgan	52	33.77%
Total	154	100.00%

Office of Conseiller(ère), Conseil scolaire Viamonde

Candidate	Votes	Percentage
LANDRY, Sylvie A.....	2	66.67%
RUSZKOWSKI, Anna-Karyna	1	33.33%
Total	3	100.00%

Office of Conseiller(ère), Conseil scolaire de district catholique MonAvenir

Candidate	Votes	Percentage
BRIDEAU, Roger	1	33.33%
LINSKY, Andre.....	2	66.67%
KWILU MONDO, Marcellin.....	0	0.00%
NKONGOLO, Balonda	0	0.00%
Total	3	100.00%

1-4 – Legends Centre

Office of Regional Chair

Candidate	Votes	Percentage
DINGWALL, Tom	39	14.55%
HENRY, John.....	142	52.99%
MUTTON, John	34	12.69%
NEAL, Peter	28	10.45%
SAHI, Muhammad Ahsin.....	25	9.33%
Total	268	100.00%

Office of Mayor

Candidate	Votes	Percentage
CARRUTHERS, Kenneth.....	10	3.80%
CARTER, DAN.....	169	64.26%
INGINO, Joe.....	25	9.51%
KUNZ, Adam.....	10	3.80%
LEAR, Sara	34	12.93%
RUSSO, Rosaldo	5	1.90%
RUTHERFORD, Bob.....	10	3.80%
Total	263	100.00%

Office of Regional and City Councillor – Ward 1

Candidate	Votes	Percentage
BARONE, Dominic	43	15.99 %
CLARKE, Cathy	95	35.32%
NEAL, John	131	48.71%
Total	269	100.00%

Office of City Councillor – Ward 1

CORLESS, Theresa	73	28.52%
McCONKEY, Rosemary	112	43.75%
STEPHEN, Diane	16	6.25%
STEVENSON, Robert	40	15.63%
WHITE, Adam	15	5.86%
Total	256	100.00%

Office of Trustee- Durham District School Board

Candidate	Votes	Percentage
ARNOLD, Valerie	48	10.19%
BARRETT, Michael	87	18.47%
BELLAMY, Derek	33	7.01%
FORBES, Darlene	67	14.23%
JEYES, Robert S.....	25	5.31%
MANSFIELD, Zac.....	24	5.10%
NOBLE, Ashley	89	18.90%
RILEY, GARTH	13	2.76%
STONE, LINDA	85	18.05%
Total	471	100.00%

Office of Trustee – Durham Catholic District School Board

Candidate	Votes	Percentage
GIANCROCE, Josie	8	16.00%
JONES, Frederick E.G.	10	20.00%
PULLA, Paul.....	17	34.00%
QUINTYN, Esrick	2	4.00%
STE. MARIE, Morgan	13	26.00%
Total	50	100.00%

Office of Conseiller(ère), Conseil scolaire Viamonde

Candidate	Votes	Percentage
LANDRY, Sylvie A.....	3	60.00%
RUSZKOWSKI, Anna-Karyna	2	40.00%
Total	5	100.00%

Office of Conseiller(ère), Conseil scolaire de district catholique MonAvenir

Candidate	Votes	Percentage
BRIDEAU, Roger	0	0.00%
LINSKY, Andre.....	1	50.00%
KWILU MONDO, Marcellin.....	0	0.00%
NKONGOLO, Balonda	1	50.00%
Total	2	100.00%

1-5 – Columbus Community Centre

Office of Regional Chair

Candidate	Votes	Percentage
DINGWALL, Tom	24	7.38%
HENRY, John.....	241	74.15%
MUTTON, John	29	8.92%
NEAL, Peter	28	8.62%
SAHI, Muhammad Ahsin	3	0.92%
Total	325	100.00%

Office of Mayor

Candidate	Votes	Percentage
CARRUTHERS, Kenneth.....	16	5.14%
CARTER, DAN.....	220	70.74%
INGINO, Joe.....	14	4.50%
KUNZ, Adam.....	15	4.82%
LEAR, Sara	32	10.29%
RUSSO, Rosaldo	7	2.25%
RUTHERFORD, Bob.....	7	2.25%
Total	311	100.00%

Office of Regional and City Councillor – Ward 1

Candidate	Votes	Percentage
BARONE, Dominic	23	7.06%
CLARKE, Cathy	87	26.69%
NEAL, John	216	66.26%
Total	326	100.00%

Office of City Councillor – Ward 1

Candidate	Votes	Percentage
CORLESS, Theresa	75	25.51%
McCONKEY, Rosemary	166	56.46%
STEPHEN, Diane	15	5.10%
STEVENSON, Robert	29	9.86%
WHITE, Adam	9	3.06%
Total	294	100.00%

Office of Trustee- Durham District School Board

Candidate	Votes	Percentage
ARNOLD, Valerie	50	11.99%
BARRETT, Michael	93	22.30%
BELLAMY, Derek	23	5.52%
FORBES, Darlene	71	17.03%
JEYES, Robert S.....	12	2.88%
MANSFIELD, Zac.....	20	4.80%
NOBLE, Ashley	58	13.91%
RILEY, GARTH	17	4.08%
STONE, LINDA	73	17.51%
Total	417	100.00%

Office of Trustee – Durham Catholic District School Board

Candidate	Votes	Percentage
GIANCROCE, Josie	24	24.49%
JONES, Frederick E.G.	6	6.12%
PULLA, Paul.....	40	40.82%
QUINTYN, Esrick	3	3.06%
STE. MARIE, Morgan	25	25.51%
Total	98	100.00%

Office of Conseiller(ère), Conseil scolaire Viamonde

Candidate	Votes	Percentage
LANDRY, Sylvie A.....	0	0.00%
RUSZKOWSKI, Anna-Karyna	2	100.00%
Total	2	100.00%

Office of Conseiller(ère), Conseil scolaire de district catholique MonAvenir

Candidate	Votes	Percentage
BRIDEAU, Roger	2	66.67 %
LINSKY, Andre.....	1	33.33 %
KWILU MONDO, Marcellin.....	0	0.00%
NKONGOLO, Balonda	0	0.00%
Total	3	100.00%

2-1 – Monsignor Paul Dwyer Catholic School

Office of Regional Chair

Candidate	Votes	Percentage
DINGWALL, Tom	118	9.65%
HENRY, John.....	932	76.21%
MUTTON, John	97	7.93%
NEAL, Peter	53	4.33%
SAHI, Muhammad Ahsin.....	27	2.21%
Total	1,223	100.00%

Office of Mayor

Candidate	Votes	Percentage
CARRUTHERS, Kenneth.....	34	2.79%
CARTER, DAN.....	907	74.41%
INGINO, Joe.....	95	7.79%
KUNZ, Adam.....	31	2.54%
LEAR, Sara	86	7.05%
RUSSO, Rosaldo	27	2.21%
RUTHERFORD, Bob.....	39	3.20%
Total	1,219	%

Office of Regional and City Councillor – Ward 2

Candidate	Votes	Percentage
CULLEN, Daniel.....	49	4.01%
MARIMPIETRI, Tito-Dante.....	656	53.64%
McCREA, Julia.....	278	22.73%
MILOSH, George Gus.....	105	8.59%
VAN ALLEN, Jim.....	226	18.48%
Total.....	1,223	100.00%

Office of City Councillor – Ward 2

ALBRECHT, Karen.....	192	17.13%
BATES, Gail.....	208	18.55%
GIANCROCE, ,Johnathan.....	271	24.17%
GIANELLO, Adrian.....	56	5.00%
HURST, Jane.....	395	35.24%
Total.....	1,121	100.00%

Office of Trustee- Durham District School Board

Candidate	Votes	Percentage
ARNOLD, Valerie	172	10.64%
BARRETT, Michael	351	21.71%
BELLAMY, Derek	114	7.05%
FORBES, Darlene	293	18.12%
JEYES, Robert S.....	49	3.03%
MANSFIELD, Zac.....	69	4.27%
NOBLE, Ashley	208	12.86%
RILEY, GARTH	77	4.76%
STONE, LINDA	284	17.56%
Total	1,617	100.00%

Office of Trustee – Durham Catholic District School Board

Candidate	Votes	Percentage
GIANCROCE, Josie	123	20.81%
JONES, Frederick E.G.	59	9.98%
PULLA, Paul.....	216	36.55%
QUINTYN, Esrick	19	3.21%
STE. MARIE, Morgan	174	29.44%
Total	591	100.00%

Office of Conseiller(ère), Conseil scolaire Viamonde

Candidate	Votes	Percentage
LANDRY, Sylvie A.....	0	0.00%
RUSZKOWSKI, Anna-Karyna	0	0.00%
Total	0	100.00%

Office of Conseiller(ère), Conseil scolaire de district catholique MonAvenir

Candidate	Votes	Percentage
BRIDEAU, Roger	12	92.31%
LINSKY, Andre.....	0	0.00%
KWILU MONDO, Marcellin.....	1	7.69%
NKONGOLO, Balonda	0	0.00%
Total	13	100.00%

2-2 – Queen Elizabeth Public School

Office of Regional Chair

Candidate	Votes	Percentage
DINGWALL, Tom	100	9.53%
HENRY, John.....	831	79.22%
MUTTON, John	68	6.48 %
NEAL, Peter	39	3.72 %
SAHI, Muhammad Ahsin.....	11	1.05 %
Total	1,049	100.00%

Office of Mayor

Candidate	Votes	Percentage
CARRUTHERS, Kenneth.....	20	1.93%
CARTER, DAN.....	805	77.70%
INGINO, Joe.....	66	6.37%
KUNZ, Adam.....	14	1.35%
LEAR, Sara	91	8.78%
RUSSO, Rosaldo	14	1.35%
RUTHERFORD, Bob.....	26	2.51%
Total	1,036	100.00%

Office of Regional and City Councillor – Ward 2

Candidate	Votes	Percentage
CULLEN, Daniel.....	58	5.78%
MARIMPIETRI, Tito-Dante.....	452	45.02%
McCREA, Julia.....	250	24.90%
MILOSH, George Gus.....	70	6.97%
VAN ALLEN, Jim.....	174	17.33%
Total.....	1,004	100.00%

Office of City Councillor – Ward 2

ALBRECHT, Karen.....	133	13.45%
BATES, Gail.....	176	17.80%
GIANCROCE, ,Johnathan.....	120	12.13%
GIANELLO, Adrian.....	31	3.13%
HURST, Jane.....	529	53.49%
Total.....	989	100.00%

Office of Trustee- Durham District School Board

Candidate	Votes	Percentage
ARNOLD, Valerie	180	11.04%
BARRETT, Michael	305	18.71%
BELLAMY, Derek	109	6.69%
FORBES, Darlene	291	17.85%
JEYES, Robert S.....	60	3.68%
MANSFIELD, Zac.....	71	4.36%
NOBLE, Ashley	256	15.71%
RILEY, GARTH	72	4.42%
STONE, LINDA	286	17.55%
Total	1,630	100.00%

Office of Trustee – Durham Catholic District School Board

Candidate	Votes	Percentage
GIANCROCE, Josie	35	15.22%
JONES, Frederick E.G.	26	11.30%
PULLA, Paul.....	66	28.70%
QUINTYN, Esrick	8	3.48%
STE. MARIE, Morgan	95	41.30%
Total	230	100.00%

Office of Conseiller(ère), Conseil scolaire Viamonde

Candidate	Votes	Percentage
LANDRY, Sylvie A.....	3	75.00%
RUSZKOWSKI, Anna-Karyna	1	25.00%
Total	4	100.00%

Office of Conseiller(ère), Conseil scolaire de district catholique MonAvenir

Candidate	Votes	Percentage
BRIDEAU, Roger	4	80.00%
LINSKY, Andre.....	0	0.00%
KWILU MONDO, Marcellin.....	1	20.00%
NKONGOLO, Balonda	0	0.00%
Total	5	100.00%

2-3 – Northview Community Centre

Office of Regional Chair

Candidate	Votes	Percentage
DINGWALL, Tom	41	10.15%
HENRY, John.....	296	73.27%
MUTTON, John	38	9.41%
NEAL, Peter	18	4.46%
SAHI, Muhammad Ahsin.....	11	2.7%
Total	404	100.00%

Office of Mayor

Candidate	Votes	Percentage
CARRUTHERS, Kenneth.....	22	5.43%
CARTER, DAN.....	255	62.96%
INGINO, Joe.....	24	5.93%
KUNZ, Adam.....	17	4.20%
LEAR, Sara	61	15.06%
RUSSO, Rosaldo	6	1.48%
RUTHERFORD, Bob.....	20	4.94%
Total	405	100.00%

Office of Regional and City Councillor – Ward 2

Candidate	Votes	Percentage
CULLEN, Daniel.....	47	11.84%
MARIMPIETRI, Tito-Dante.....	90	22.67%
McCREA, Julia.....	173	43.58%
MILOSH, George Gus.....	30	7.56%
VAN ALLEN, Jim.....	57	14.36%
Total.....	397	100.00%

Office of City Councillor – Ward 2

ALBRECHT, Karen.....	88	22.92%
BATES, Gail.....	109	28.39%
GIANCROCE, ,Johnathan.....	45	11.72%
GIANELLO, Adrian.....	15	3.91%
HURST, Jane.....	127	33.07%
Total.....	384	100.00%

Office of Trustee- Durham District School Board

Candidate	Votes	Percentage
ARNOLD, Valerie	111	15.23%
BARRETT, Michael	93	12.76%
BELLAMY, Derek	53	7.27%
FORBES, Darlene	116	15.91%
JEYES, Robert S.....	29	3.98%
MANSFIELD, Zac.....	47	6.45%
NOBLE, Ashley	119	16.32%
RILEY, GARTH	43	5.90%
STONE, LINDA	118	16.19%
Total	729	100.00%

Office of Trustee – Durham Catholic District School Board

Candidate	Votes	Percentage
GIANCROCE, Josie	19	27.14%
JONES, Frederick E.G.	10	14.29%
PULLA, Paul.....	18	25.71%
QUINTYN, Esrick	2	2.86%
STE. MARIE, Morgan	21	30.00%
Total	70	100.00%

Office of Conseiller(ère), Conseil scolaire Viamonde

Candidate	Votes	Percentage
LANDRY, Sylvie A.....	6	66.67%
RUSZKOWSKI, Anna-Karyna	3	33.33%
Total	9	100.00%

Office of Conseiller(ère), Conseil scolaire de district catholique MonAvenir

Candidate	Votes	Percentage
BRIDEAU, Roger	1	33.33%
LINSKY, Andre.....	1	33.33%
KWILU MONDO, Marcellin.....	0	0.00%
NKONGOLO, Balonda	1	33.33%
Total	3	100.00%

2-4 – Father Joseph Venini Catholic School

Office of Regional Chair

Candidate	Votes	Percentage
DINGWALL, Tom	55	12.30%
HENRY, John.....	314	70.25%
MUTTON, John	41	9.17%
NEAL, Peter	24	5.37%
SAHI, Muhammad Ahsin.....	13	2.91%
Total	447	100.00%

Office of Mayor

Candidate	Votes	Percentage
CARRUTHERS, Kenneth.....	15	3.30%
CARTER, DAN.....	323	71.15%
INGINO, Joe.....	22	4.85%
KUNZ, Adam.....	24	5.29%
LEAR, Sara	48	10.57%
RUSSO, Rosaldo	2	0.44%
RUTHERFORD, Bob.....	20	4.41%
Total	454	100.00%

Office of Regional and City Councillor – Ward 2

Candidate	Votes	Percentage
CULLEN, Daniel.....	29	6.53%
MARIMPIETRI, Tito-Dante.....	166	37.39%
McCREA, Julia.....	114	25.68%
MILOSH, George Gus.....	23	5.18%
VAN ALLEN, Jim.....	112	25.23%
Total.....	444	100.00%

Office of City Councillor – Ward 2

ALBRECHT, Karen.....	101	23.49%
BATES, Gail.....	93	21.63%
GIANCROCE, Johnathan.....	80	18.60%
GIANELLO, Adrian.....	21	4.88%
HURST, Jane.....	135	31.40%
Total.....	430	100.00%

Office of Trustee- Durham District School Board

Candidate	Votes	Percentage
ARNOLD, Valerie	66	10.41%
BARRETT, Michael	117	18.45%
BELLAMY, Derek	53	8.36%
FORBES, Darlene	114	17.98%
JEYES, Robert S.....	12	1.89%
MANSFIELD, Zac.....	28	4.42%
NOBLE, Ashley	106	16.72%
RILEY, GARTH	24	3.79%
STONE, LINDA	114	17.98%
Total	634	100.00%

Office of Trustee – Durham Catholic District School Board

Candidate	Votes	Percentage
GIANCROCE, Josie	27	17.53%
JONES, Frederick E.G.	12	7.79%
PULLA, Paul.....	57	37.01%
QUINTYN, Esrick	10	6.49%
STE. MARIE, Morgan	48	31.17%
Total	154	100.00%

Office of Conseiller(ère), Conseil scolaire Viamonde

Candidate	Votes	Percentage
LANDRY, Sylvie A.....	0	0.00%
RUSZKOWSKI, Anna-Karyna	0	0.00%
Total	0	0.00%

Office of Conseiller(ère), Conseil scolaire de district catholique MonAvenir

Candidate	Votes	Percentage
BRIDEAU, Roger	0	0.00%
LINSKY, Andre.....	1	50.00%
KWILU MONDO, Marcellin.....	1	50.00%
NKONGOLO, Balonda	0	0.00%
Total	2	100.00%

2-5 – Campus Ice Centre

Office of Regional Chair

Candidate	Votes	Percentage
DINGWALL, Tom	71	11.45%
HENRY, John.....	402	64.84%
MUTTON, John	84	13.55%
NEAL, Peter	37	5.97%
SAHI, Muhammad Ahsin	26	4.19%
Total	620	100.00%

Office of Mayor

Candidate	Votes	Percentage
CARRUTHERS, Kenneth.....	29	4.74%
CARTER, DAN.....	384	62.75%
INGINO, Joe.....	45	7.35%
KUNZ, Adam.....	28	4.58%
LEAR, Sara	90	14.71%
RUSSO, Rosaldo	13	2.12%
RUTHERFORD, Bob.....	23	3.76%
Total	612	100.00%

Office of Regional and City Councillor – Ward 2

Candidate	Votes	Percentage
CULLEN, Daniel.....	32	5.26%
MARIMPIETRI, Tito-Dante.....	335	55.10%
McCREA, Julia.....	126	20.72%
MILOSH, George Gus.....	35	5.76%
VAN ALLEN, Jim.....	80	13.16%
Total.....	608	100.00%

Office of City Councillor – Ward 2

Candidate	Votes	Percentage
ALBRECHT, Karen.....	86	14.78%
BATES, Gail.....	133	22.85%
GIANCROCE, ,Johnathan.....	149	25.60%
GIANELLO, Adrian.....	31	5.33%
HURST, Jane.....	183	31.44%
Total.....	582	100.00%

Office of Trustee- Durham District School Board

Candidate	Votes	Percentage
ARNOLD, Valerie	112	12.07%
BARRETT, Michael	192	20.69%
BELLAMY, Derek	66	7.11%
FORBES, Darlene	155	16.70%
JEYES, Robert S.....	41	4.42%
MANSFIELD, Zac.....	41	4.42%
NOBLE, Ashley	141	15.19%
RILEY, GARTH	32	3.45%
STONE, LINDA	148	15.95%
Total	928	100.00%

Office of Trustee – Durham Catholic District School Board

Candidate	Votes	Percentage
GIANCROCE, Josie	31	21.38%
JONES, Frederick E.G.	14	9.66%
PULLA, Paul.....	50	34.48%
QUINTYN, Esrick	11	7.59%
STE. MARIE, Morgan	39	26.90%
Total	145	100.00%

Office of Conseiller(ère), Conseil scolaire Viamonde

Candidate	Votes	Percentage
LANDRY, Sylvie A.....	5	38.46%
RUSZKOWSKI, Anna-Karyna	8	61.54%
Total	13	100.00%

Office of Conseiller(ère), Conseil scolaire de district catholique MonAvenir

Candidate	Votes	Percentage
BRIDEAU, Roger	5	62.50%
LINSKY, Andre.....	2	25.00%
KWILU MONDO, Marcellin.....	1	12.50%
NKONGOLO, Balonda	0	0.00%
Total	8	100.00%

2-6 – Oshawa and District Shrine Club

Office of Regional Chair

Candidate	Votes	Percentage
DINGWALL, Tom	45	9.24%
HENRY, John.....	366	75.15%
MUTTON, John	44	9.03%
NEAL, Peter	19	3.90%
SAHI, Muhammad Ahsin.....	13	2.67%
Total	487	100.00%

Office of Mayor

Candidate	Votes	Percentage
CARRUTHERS, Kenneth.....	19	3.93%
CARTER, DAN.....	354	73.29%
INGINO, Joe.....	30	6.21%
KUNZ, Adam.....	16	3.31%
LEAR, Sara	43	8.90%
RUSSO, Rosaldo	10	2.07%
RUTHERFORD, Bob.....	11	2.28%
Total	483	100.00%

Office of Regional and City Councillor – Ward 2

Candidate	Votes	Percentage
CULLEN, Daniel.....	30	6.26%
MARIMPIETRI, Tito-Dante.....	257	53.65%
McCREA, Julia.....	88	18.37%
MILOSH, George Gus.....	28	5.85%
VAN ALLEN, Jim.....	76	15.87%
Total.....	479	100.00%

Office of City Councillor – Ward 2

ALBRECHT, Karen.....	83	18.86%
BATES, Gail.....	100	22.73%
GIANCROCE, ,Johnathan.....	76	17.27%
GIANELLO, Adrian.....	23	5.23%
HURST, Jane.....	158	35.91%
Total.....	440	100.00%

Office of Trustee- Durham District School Board

Candidate	Votes	Percentage
ARNOLD, Valerie	92	13.59%
BARRETT, Michael	119	17.58%
BELLAMY, Derek	52	7.68%
FORBES, Darlene	106	15.66%
JEYES, Robert S.....	27	3.99 %
MANSFIELD, Zac.....	28	4.14%
NOBLE, Ashley	95	14.03%
RILEY, GARTH	50	7.39%
STONE, LINDA	108	15.95%
Total	677	100.00%

Office of Trustee – Durham Catholic District School Board

Candidate	Votes	Percentage
GIANCROCE, Josie	39	20.00%
JONES, Frederick E.G.	24	12.31%
PULLA, Paul.....	78	40.00%
QUINTYN, Esrick	8	4.10%
STE. MARIE, Morgan	46	23.59%
Total	195	100.00%

Office of Conseiller(ère), Conseil scolaire Viamonde

Candidate	Votes	Percentage
LANDRY, Sylvie A.....	3	75.00%
RUSZKOWSKI, Anna-Karyna	1	25.00%
Total	4	100.00%

Office of Conseiller(ère), Conseil scolaire de district catholique MonAvenir

Candidate	Votes	Percentage
BRIDEAU, Roger	2	100.00%
LINSKY, Andre.....	0	0.00%
KWILU MONDO, Marcellin.....	0	0.00%
NKONGOLO, Balonda	0	0.00%
Total	2	100.00%

3-1 – Clara Hughes Public School

Office of Regional Chair

Candidate	Votes	Percentage
DINGWALL, Tom	87	9.48%
HENRY, John.....	701	76.36%
MUTTON, John	80	8.71%
NEAL, Peter	36	3.92%
SAHI, Muhammad Ahsin.....	14	1.53%
Total	918	100.00%

Office of Mayor

Candidate	Votes	Percentage
CARRUTHERS, Kenneth.....	27	2.99%
CARTER, DAN.....	617	68.40%
INGINO, Joe.....	56	6.21%
KUNZ, Adam.....	45	4.99%
LEAR, Sara	98	10.86%
RUSSO, Rosaldo	8	0.89%
RUTHERFORD, Bob.....	51	5.65%
Total	902	100.00%

Office of Regional and City Councillor – Ward 3

Candidate	Votes	Percentage
AKER, Teresa	191	21.25%
CHAPMAN, Bob	381	42.38%
SHIELDS, John	327	36.37%
Total	899	100.00%

Office of City Councillor – Ward 3

EASTWOOD, Ethan	170	19.59%
GUERNSEY, Eric	217	25.00%
MARKS, Bradley J.	362	41.71%
WILSON, Cerise	119	13.71%
Total	868	100.00%

Office of Trustee- Durham District School Board

Candidate	Votes	Percentage
ARNOLD, Valerie	157	10.94%
BARRETT, Michael	290	20.21%
BELLAMY, Derek	107	7.46%
FORBES, Darlene	256	17.84%
JEYES, Robert S.....	55	3.83%
MANSFIELD, Zac.....	67	4.67%
NOBLE, Ashley	217	15.12%
RILEY, GARTH	85	5.92%
STONE, LINDA	201	14.01%
Total	1,435	100.00%

Office of Trustee – Durham Catholic District School Board

Candidate	Votes	Percentage
GIANCROCE, Josie	42	14.74%
JONES, Frederick E.G.	45	15.79%
PULLA, Paul.....	112	39.30%
QUINTYN, Esrick	6	2.11%
STE. MARIE, Morgan	80	28.07%
Total	285	100.00%

Office of Conseiller(ère), Conseil scolaire Viamonde

Candidate	Votes	Percentage
LANDRY, Sylvie A.....	1	25.00%
RUSZKOWSKI, Anna-Karyna	3	75.00%
Total	4	100.00%

Office of Conseiller(ère), Conseil scolaire de district catholique MonAvenir

Candidate	Votes	Percentage
BRIDEAU, Roger	3	50.00%
LINSKY, Andre.....	1	16.67%
KWILU MONDO, Marcellin.....	2	33.33%
NKONGOLO, Balonda	0	0.00%
Total	6	100.00%

3-2 – Vincest Massey Public School

Office of Regional Chair

Candidate	Votes	Percentage
DINGWALL, Tom	97	11.24%
HENRY, John.....	665	77.06%
MUTTON, John	57	6.60%
NEAL, Peter	25	2.90%
SAHI, Muhammad Ahsin	19	2.20%
Total	863	100.00%

Office of Mayor

Candidate	Votes	Percentage
CARRUTHERS, Kenneth.....	26	3.06%
CARTER, DAN.....	655	77.15%
INGINO, Joe.....	32	3.77%
KUNZ, Adam.....	26	3.06%
LEAR, Sara	71	8.36%
RUSSO, Rosaldo	6	0.71%
RUTHERFORD, Bob.....	33	3.89%
Total	849	100.00%

Office of Regional and City Councillor – Ward 3

Candidate	Votes	Percentage
AKER, Teresa	123	14.34%
CHAPMAN, Bob	394	45.92%
SHIELDS, John	341	39.74%
Total	858	100.00%

Office of City Councillor – Ward 3

EASTWOOD, Ethan	159	19.63%
GUERNSEY, Eric	206	25.43%
MARKS, Bradley J.	353	43.58%
WILSON, Cerise	92	11.36%
Total	810	100.00%

Office of Trustee- Durham District School Board

Candidate	Votes	Percentage
ARNOLD, Valerie	192	13.39%
BARRETT, Michael	272	18.97%
BELLAMY, Derek	105	7.32%
FORBES, Darlene	227	15.83%
JEYES, Robert S.....	43	3.00%
MANSFIELD, Zac.....	91	6.35%
NOBLE, Ashley	212	14.78%
RILEY, GARTH	81	5.65%
STONE, LINDA	211	14.71%
Total	1,434	100.00%

Office of Trustee – Durham Catholic District School Board

Candidate	Votes	Percentage
GIANCROCE, Josie	32	15.17%
JONES, Frederick E.G.	30	14.22%
PULLA, Paul.....	80	37.91%
QUINTYN, Esrick	3	1.42%
STE. MARIE, Morgan	66	31.28%
Total	211	100.00%

Office of Conseiller(ère), Conseil scolaire Viamonde

Candidate	Votes	Percentage
LANDRY, Sylvie A.....	1	100.00%
RUSZKOWSKI, Anna-Karyna	0	0.0000%
Total	1	100.00%

Office of Conseiller(ère), Conseil scolaire de district catholique MonAvenir

Candidate	Votes	Percentage
BRIDEAU, Roger	1	20.00%
LINSKY, Andre.....	2	40.00%
KWILU MONDO, Marcellin.....	2	40.00%
NKONGOLO, Balonda	0	0.00%
Total	5	100.00%

3-3 – Harmony Heights Public School

Office of Regional Chair

Candidate	Votes	Percentage
DINGWALL, Tom	66	9.40%
HENRY, John.....	523	74.50%
MUTTON, John	73	10.40%
NEAL, Peter	21	2.99%
SAHI, Muhammad Ahsin.....	19	2.71%
Total	702	100.00%

Office of Mayor

Candidate	Votes	Percentage
CARRUTHERS, Kenneth.....	17	2.45%
CARTER, DAN.....	490	70.71%
INGINO, Joe.....	52	7.50%
KUNZ, Adam.....	34	4.91%
LEAR, Sara	65	9.38%
RUSSO, Rosaldo	8	1.15%
RUTHERFORD, Bob.....	27	3.90%
Total	693	100.00%

Office of Regional and City Councillor – Ward 3

Candidate	Votes	Percentage
AKER, Teresa	135	19.45%
CHAPMAN, Bob	280	40.35%
SHIELDS, John	279	40.20%
Total	694	100.00%

Office of City Councillor – Ward 3

Candidate	Votes	Percentage
EASTWOOD, Ethan	129	19.05%
GUERNSEY, Eric	161	23.78%
MARKS, Bradley J.	305	45.05%
WILSON, Cerise	82	12.11%
Total	677	100.00%

Office of Trustee- Durham District School Board

Candidate	Votes	Percentage
ARNOLD, Valerie	137	10.85%
BARRETT, Michael	250	19.79%
BELLAMY, Derek	92	7.28%
FORBES, Darlene	221	17.50%
JEYES, Robert S.....	35	2.77%
MANSFIELD, Zac.....	70	5.54%
NOBLE, Ashley	221	17.50%
RILEY, GARTH	59	4.67%
STONE, LINDA	178	14.09%
Total	1,263	100.00%

Office of Trustee – Durham Catholic District School Board

Candidate	Votes	Percentage
GIANCROCE, Josie	45	19.74%
JONES, Frederick E.G.	37	16.23%
PULLA, Paul.....	87	38.16%
QUINTYN, Esrick	7	3.07%
STE. MARIE, Morgan	52	22.81%
Total	228	100.00%

Office of Conseiller(ère), Conseil scolaire Viamonde

Candidate	Votes	Percentage
LANDRY, Sylvie A.....	6	85.71%
RUSZKOWSKI, Anna-Karyna	1	14.29%
Total	7	100.00%

Office of Conseiller(ère), Conseil scolaire de district catholique MonAvenir

Candidate	Votes	Percentage
BRIDEAU, Roger	9	60.00%
LINSKY, Andre.....	2	13.33%
KWILU MONDO, Marcellin.....	4	26.67%
NKONGOLO, Balonda	0	0.00 %
Total	15	100.00%

3-4 – Sir Albert Love Catholic School

Office of Regional Chair

Candidate	Votes	Percentage
DINGWALL, Tom	75	10.55%
HENRY, John.....	521	73.28%
MUTTON, John	55	7.74%
NEAL, Peter	45	6.33%
SAHI, Muhammad Ahsin	15	2.11%
Total	711	100.00%

Office of Mayor

Candidate	Votes	Percentage
CARRUTHERS, Kenneth.....	32	4.51%
CARTER, DAN.....	505	71.23%
INGINO, Joe.....	38	5.36%
KUNZ, Adam.....	24	3.39%
LEAR, Sara	73	10.30%
RUSSO, Rosaldo	6	0.85%
RUTHERFORD, Bob.....	31	4.37%
Total	709	100.00%

Office of Regional and City Councillor – Ward 3

Candidate	Votes	Percentage
AKER, Teresa	166	23.28%
CHAPMAN, Bob	258	36.19%
SHIELDS, John	289	40.53%
Total	713	100.00%

Office of City Councillor – Ward 3

EASTWOOD, Ethan	172	25.11%
GUERNSEY, Eric	147	21.46%
MARKS, Bradley J.	248	36.20%
WILSON, Cerise	118	17.23%
Total	685	100.00%

Office of Trustee- Durham District School Board

Candidate	Votes	Percentage
ARNOLD, Valerie	139	12.06%
BARRETT, Michael	196	17.00%
BELLAMY, Derek	87	7.55%
FORBES, Darlene	190	16.48 %
JEYES, Robert S.....	49	4.25%
MANSFIELD, Zac.....	66	5.72%
NOBLE, Ashley	185	16.05%
RILEY, GARTH	63	5.46%
STONE, LINDA	178	15.44%
Total	1,153	100.00%

Office of Trustee – Durham Catholic District School Board

Candidate	Votes	Percentage
GIANCROCE, Josie	45	18.37%
JONES, Frederick E.G.	42	17.14%
PULLA, Paul.....	83	33.88%
QUINTYN, Esrick	9	3.67%
STE. MARIE, Morgan	66	26.94%
Total	245	100.00%

Office of Conseiller(ère), Conseil scolaire Viamonde

Candidate	Votes	Percentage
LANDRY, Sylvie A.....	4	40.00%
RUSZKOWSKI, Anna-Karyna	6	60.00%
Total	10	100.00%

Office of Conseiller(ère), Conseil scolaire de district catholique MonAvenir

Candidate	Votes	Percentage
BRIDEAU, Roger	9	100.00%
LINSKY, Andre.....	0	0.00%
KWILU MONDO, Marcellin.....	0	0.00%
NKONGOLO, Balonda	0	0.00%
Total	9	100.00%

3-5 – Beau Valley Public School

Office of Regional Chair

Candidate	Votes	Percentage
DINGWALL, Tom	96	10.02%
HENRY, John.....	733	76.51%
MUTTON, John	66	6.89%
NEAL, Peter	41	4.28%
SAHI, Muhammad Ahsin.....	22	2.30%
Total	958	100.00%

Office of Mayor

Candidate	Votes	Percentage
CARRUTHERS, Kenneth.....	30	3.16%
CARTER, DAN.....	710	74.74%
INGINO, Joe.....	42	4.42%
KUNZ, Adam.....	30	3.16%
LEAR, Sara	97	10.21%
RUSSO, Rosaldo	7	0.74%
RUTHERFORD, Bob.....	34	3.58%
Total	950	100.00%

Office of Regional and City Councillor – Ward 3

Candidate	Votes	Percentage
AKER, Teresa	184	19.74%
CHAPMAN, Bob	403	43.24%
SHIELDS, John	345	37.02%
Total	932	100.00%

Office of City Councillor – Ward 3

Candidate	Votes	Percentage
EASTWOOD, Ethan	148	16.54%
GUERNSEY, Eric	167	18.66%
MARKS, Bradley J.	457	51.06%
WILSON, Cerise	123	13.74%
Total	895	100.00%

Office of Trustee- Durham District School Board

Candidate	Votes	Percentage
ARNOLD, Valerie	226	14.28%
BARRETT, Michael	280	17.69%
BELLAMY, Derek	105	6.63%
FORBES, Darlene	245	15.48%
JEYES, Robert S.....	56	3.54%
MANSFIELD, Zac.....	70	4.42%
NOBLE, Ashley	248	15.67%
RILEY, GARTH	85	5.37%
STONE, LINDA	268	16.93%
Total	1,583	100.00%

Office of Trustee – Durham Catholic District School Board

Candidate	Votes	Percentage
GIANCROCE, Josie	43	16.17%
JONES, Frederick E.G.	28	10.53%
PULLA, Paul.....	93	34.96%
QUINTYN, Esrick	15	5.64%
STE. MARIE, Morgan	87	32.71%
Total	266	100.00%

Office of Conseiller(ère), Conseil scolaire Viamonde

Candidate	Votes	Percentage
LANDRY, Sylvie A.....	1	100.00%
RUSZKOWSKI, Anna-Karyna	0	0.00%
Total	1	100.00%

Office of Conseiller(ère), Conseil scolaire de district catholique MonAvenir

Candidate	Votes	Percentage
BRIDEAU, Roger	1	100.00%
LINSKY, Andre.....	0	0.00%
KWILU MONDO, Marcellin.....	0	0.00%
NKONGOLO, Balonda	0	0.00%
Total	1	100.00%

3-6 – St. Joseph Catholic School

Office of Regional Chair

Candidate	Votes	Percentage
DINGWALL, Tom	92	12.98%
HENRY, John.....	525	74.05%
MUTTON, John	54	7.62%
NEAL, Peter	26	3.67%
SAHI, Muhammad Ahsin.....	12	1.69%
Total	709	100.00%

Office of Mayor

Candidate	Votes	Percentage
CARRUTHERS, Kenneth.....	27	3.84%
CARTER, DAN.....	473	67.19%
INGINO, Joe.....	36	5.11%
KUNZ, Adam.....	42	5.97%
LEAR, Sara	91	12.93%
RUSSO, Rosaldo	10	1.42%
RUTHERFORD, Bob.....	25	3.55%
Total	704	100.00%

Office of Regional and City Councillor – Ward 3

Candidate	Votes	Percentage
AKER, Teresa	170	24.43%
CHAPMAN, Bob	279	40.1%
SHIELDS, John	247	35.49%
Total	696	100.00%

Office of City Councillor – Ward 3

Candidate	Votes	Percentage
EASTWOOD, Ethan	156	22.94%
GUERNSEY, Eric	141	20.74%
MARKS, Bradley J.	305	44.85%
WILSON, Cerise	78	11.47%
Total	680	100.00%

Office of Trustee- Durham District School Board

Candidate	Votes	Percentage
ARNOLD, Valerie	122	12.34%
BARRETT, Michael	198	20.02%
BELLAMY, Derek	78	7.89%
FORBES, Darlene	170	17.19%
JEYES, Robert S.....	39	3.94%
MANSFIELD, Zac.....	39	3.94%
NOBLE, Ashley	159	16.08%
RILEY, GARTH	42	4.25%
STONE, LINDA	142	14.36%
Total	989	100.00%

Office of Trustee – Durham Catholic District School Board

Candidate	Votes	Percentage
GIANCROCE, Josie	47	23.04%
JONES, Frederick E.G.	23	11.27%
PULLA, Paul.....	75	36.76%
QUINTYN, Esrick	4	1.96%
STE. MARIE, Morgan	55	26.96%
Total	204	100.00%

Office of Conseiller(ère), Conseil scolaire Viamonde

Candidate	Votes	Percentage
LANDRY, Sylvie A.....	2	50.00%
RUSZKOWSKI, Anna-Karyna	2	50.00%
Total	4	100.00%

Office of Conseiller(ère), Conseil scolaire de district catholique MonAvenir

Candidate	Votes	Percentage
BRIDEAU, Roger	6	46.15%
LINSKY, Andre.....	3	23.08%
KWILU MONDO, Marcellin.....	1	7.69%
NKONGOLO, Balonda	3	23.08%
Total	13	100.00%

3-7 – Pierre Elliot Trudeau School

Office of Regional Chair

Candidate	Votes	Percentage
DINGWALL, Tom	99	12.27%
HENRY, John.....	611	75.71%
MUTTON, John	52	6.44%
NEAL, Peter	26	3.22%
SAHI, Muhammad Ahsin.....	19	2.35%
Total	807	100.00%

Office of Mayor

Candidate	Votes	Percentage
CARRUTHERS, Kenneth.....	26	3.27%
CARTER, DAN.....	599	75.35%
INGINO, Joe.....	27	3.40%
KUNZ, Adam.....	29	3.65%
LEAR, Sara	73	9.18%
RUSSO, Rosaldo	6	0.75%
RUTHERFORD, Bob.....	35	4.40%
Total	795	100.00%

Office of Regional and City Councillor – Ward 3

Candidate	Votes	Percentage
AKER, Teresa	168	21.03%
CHAPMAN, Bob	344	43.05%
SHIELDS, John	287	35.92%
Total	799	100.00%

Office of City Councillor – Ward 3

EASTWOOD, Ethan	162	21.51%
GUERNSEY, Eric	171	22.71%
MARKS, Bradley J.	346	45.95%
WILSON, Cerise	74	9.83%
Total	753	100.00%

Office of Trustee- Durham District School Board

Candidate	Votes	Percentage
ARNOLD, Valerie	156	11.56%
BARRETT, Michael	253	18.74%
BELLAMY, Derek	101	7.48%
FORBES, Darlene	225	16.67%
JEYES, Robert S.....	35	2.59%
MANSFIELD, Zac.....	84	6.22%
NOBLE, Ashley	227	16.81%
RILEY, GARTH	78	5.78%
STONE, LINDA	191	14.15%
Total	1,350	100.00%

Office of Trustee – Durham Catholic District School Board

Candidate	Votes	Percentage
GIANCROCE, Josie	53	20.31%
JONES, Frederick E.G.	32	12.26%
PULLA, Paul.....	86	32.95%
QUINTYN, Esrick	6	2.30%
STE. MARIE, Morgan	84	32.18%
Total	261	100.00%

Office of Conseiller(ère), Conseil scolaire Viamonde

Candidate	Votes	Percentage
LANDRY, Sylvie A.....	2	50.00%
RUSZKOWSKI, Anna-Karyna	2	50.00%
Total	4	100.00%

Office of Conseiller(ère), Conseil scolaire de district catholique MonAvenir

Candidate	Votes	Percentage
BRIDEAU, Roger	4	57.14%
LINSKY, Andre.....	1	14.29%
KWILU MONDO, Marcellin.....	1	14.29%
NKONGOLO, Balonda	1	14.29%
Total	7	100.00%

4-1 – Civic Recreation Complex

Office of Regional Chair

Candidate	Votes	Percentage
DINGWALL, Tom	70	11.69%
HENRY, John.....	416	69.45%
MUTTON, John	84	14.02%
NEAL, Peter	23	3.84%
SAHI, Muhammad Ahsin.....	6	1.00%
Total	599	100.00%

Office of Mayor

Candidate	Votes	Percentage
CARRUTHERS, Kenneth.....	18	3.03%
CARTER, DAN.....	397	66.72%
INGINO, Joe.....	42	7.06%
KUNZ, Adam.....	35	5.88%
LEAR, Sara	66	11.09%
RUSSO, Rosaldo	9	1.51%
RUTHERFORD, Bob.....	28	4.71%
Total	595	100.00%

Office of Regional and City Councillor – Ward 4

Candidate	Votes	Percentage
KERR, Rick	267	47.09%
SANDERS, Doug	300	52.91%
Total	567	100.00%

Office of City Councillor – Ward 4

Candidate	Votes	Percentage
GIBERSON, Derek.....	136	23.78%
GOODMURPHY, Michael	17	2.97%
HAWTHORN, Catherine L.....	91	15.91%
JAMISCHAK, Elizabeth.....	26	4.55%
KOTSOPOULOS, Matthew	48	8.39%
LOGAN, MARK	74	12.94%
MILOSH, Gregory.....	40	6.99%
PATERSON, Clayton	23	4.02%
THOMPSON, Dave	67	11.71%
TOPPLE, Chris.....	50	8.74%
Total	572	100.00%

Office of Trustee- Durham District School Board

Candidate	Votes	Percentage
ARNOLD, Valerie	124	13.54%
BARRETT, Michael	149	16.27%
BELLAMY, Derek	72	7.86%
FORBES, Darlene	150	16.38%
JEYES, Robert S.....	34	3.71%
MANSFIELD, Zac.....	50	5.46%
NOBLE, Ashley	172	18.78%
RILEY, GARTH	35	3.82%
STONE, LINDA	130	14.19%
Total	916	100.00%

Office of Trustee – Durham Catholic District School Board

Candidate	Votes	Percentage
GIANCROCE, Josie	26	17.45%
JONES, Frederick E.G.	28	18.79%
PULLA, Paul.....	50	33.56%
QUINTYN, Esrick	4	2.68%
STE. MARIE, Morgan	41	27.52%
Total	149	100.00%

Office of Conseiller(ère), Conseil scolaire Viamonde

Candidate	Votes	Percentage
LANDRY, Sylvie A.....	3	42.86%
RUSZKOWSKI, Anna-Karyna	4	57.14%
Total	7	100.00%

Office of Conseiller(ère), Conseil scolaire de district catholique MonAvenir

Candidate	Votes	Percentage
BRIDEAU, Roger	10	62.50%
LINSKY, Andre.....	5	31.25%
KWILU MONDO, Marcellin.....	1	6.25%
NKONGOLO, Balonda	0	0.00%
Total	16	100.00%

4-2 – Durham Alternative Secondary School

Office of Regional Chair

Candidate	Votes	Percentage
DINGWALL, Tom	49	9.92%
HENRY, John.....	337	68.22%
MUTTON, John	61	12.35%
NEAL, Peter	26	5.26%
SAHI, Muhammad Ahsin.....	21	4.25%
Total	494	100.00%

Office of Mayor

Candidate	Votes	Percentage
CARRUTHERS, Kenneth.....	28	5.60%
CARTER, DAN.....	309	61.80%
INGINO, Joe.....	43	8.60%
KUNZ, Adam.....	31	6.20%
LEAR, Sara	67	13.40%
RUSSO, Rosaldo	9	1.80%
RUTHERFORD, Bob.....	13	2.60%
Total	500	100.00%

Office of Regional and City Councillor – Ward 4

Candidate	Votes	Percentage
KERR, Rick	249	52.31%
SANDERS, Doug	227	47.69%
Total	476	100.00%

Office City Councillor – Ward 4

Candidate	Votes	Percentage
GIBERSON, Derek.....	145	29.59%
GOODMURPHY, Michael	11	2.24%
HAWTHORN, Catherine L.....	66	13.47%
JAMISCHAK, Elizabeth.....	27	5.51%
KOTSOPOULOS, Matthew	46	9.39%
LOGAN, MARK	44	8.98%
MILOSH, Gregory.....	23	4.69%
PATERSON, Clayton	13	2.65%
THOMPSON, Dave	71	14.49%
TOPPLE, Chris.....	44	8.98%
Total	490	100.00%

Office of Trustee- Durham District School Board

Candidate	Votes	Percentage
ARNOLD, Valerie	135	14.87%
BARRETT, Michael	115	12.67%
BELLAMY, Derek	76	8.37%
FORBES, Darlene	139	15.31%
JEYES, Robert S.....	30	3.30%
MANSFIELD, Zac.....	63	6.94%
NOBLE, Ashley	153	16.85%
RILEY, GARTH	48	5.29%
STONE, LINDA	149	16.41%
Total	908	100.00%

Office of Trustee – Durham Catholic District School Board

Candidate	Votes	Percentage
GIANCROCE, Josie	22	16.54%
JONES, Frederick E.G.	28	21.05%
PULLA, Paul.....	46	34.59%
QUINTYN, Esrick	8	6.02%
STE. MARIE, Morgan	29	21.80%
Total	133	100.00%

Office of Conseiller(ère), Conseil scolaire Viamonde

Candidate	Votes	Percentage
LANDRY, Sylvie A.....	5	62.50%
RUSZKOWSKI, Anna-Karyna	3	37.50%
Total	8	100.00%

Office of Conseiller(ère), Conseil scolaire de district catholique MonAvenir

Candidate	Votes	Percentage
BRIDEAU, Roger	0	0.00%
LINSKY, Andre.....	0	0.00%
KWILU MONDO, Marcellin.....	0	0.00%
NKONGOLO, Balonda	1	100.00%
Total	1	100.00%

4-3 – Stephen G. Saywell Public School

Office of Regional Chair

Candidate	Votes	Percentage
DINGWALL, Tom	136	12.08%
HENRY, John.....	842	74.78%
MUTTON, John	98	8.70%
NEAL, Peter	33	2.93%
SAHI, Muhammad Ahsin.....	17	1.51%
Total	1,126	100.00%

Office of Mayor

Candidate	Votes	Percentage
CARRUTHERS, Kenneth.....	27	2.41%
CARTER, DAN.....	836	74.64%
INGINO, Joe.....	83	7.41%
KUNZ, Adam.....	25	2.23%
LEAR, Sara	98	8.75%
RUSSO, Rosaldo	20	1.79%
RUTHERFORD, Bob.....	31	2.77%
Total	1,120	100.00%

Office of Regional and City Councillor – Ward 4

Candidate	Votes	Percentage
KERR, Rick	614	57.54%
SANDERS, Doug	453	42.46%
Total	1,067	100.00%

Office of City Councillor – Ward 4

Candidate	Votes	Percentage
GIBERSON, Derek.....	191	17.62%
GOODMURPHY, Michael	27	2.49%
HAWTHORN, Catherine L.....	180	16.61%
JAMISCHAK, Elizabeth.....	141	13.01%
KOTSOPOULOS, Matthew	59	5.44%
LOGAN, MARK	154	14.21%
MILOSH, Gregory.....	122	11.25%
PATERSON, Clayton	38	3.51%
THOMPSON, Dave	91	8.39%
TOPPLE, Chris.....	81	7.47%
Total	1,084	100.00%

Office of Trustee- Durham District School Board

Candidate	Votes	Percentage
ARNOLD, Valerie	202	12.11%
BARRETT, Michael	331	19.84%
BELLAMY, Derek	112	6.71%
FORBES, Darlene	302	18.11%
JEYES, Robert S.....	46	2.76%
MANSFIELD, Zac.....	67	4.02%
NOBLE, Ashley	289	17.33%
RILEY, GARTH	67	4.02%
STONE, LINDA	252	15.11%
Total	1,668	100.00%

Office of Trustee – Durham Catholic District School Board

Candidate	Votes	Percentage
GIANCROCE, Josie	80	19.14%
JONES, Frederick E.G.	49	11.72%
PULLA, Paul.....	149	35.65%
QUINTYN, Esrick	17	4.07%
STE. MARIE, Morgan	123	29.43%
Total	418	100.00%

Office of Conseiller(ère), Conseil scolaire Viamonde

Candidate	Votes	Percentage
LANDRY, Sylvie A.....	3	42.86%
RUSZKOWSKI, Anna-Karyna	4	57.14%
Total	7	100.00%

Office of Conseiller(ère), Conseil scolaire de district catholique MonAvenir

Candidate	Votes	Percentage
BRIDEAU, Roger	4	80.00%
LINSKY, Andre.....	0	0.00%
KWILU MONDO, Marcellin.....	0	0.00%
NKONGOLO, Balonda	1	20.00%
Total	5	100.00%

4-4 – R.S. McLaughlin

Office of Regional Chair

Candidate	Votes	Percentage
DINGWALL, Tom	85	10.46%
HENRY, John.....	609	74.91%
MUTTON, John	76	9.35%
NEAL, Peter	32	3.94%
SAHI, Muhammad Ahsin.....	11	1.35%
Total	813	100.00%

Office of Mayor

Candidate	Votes	Percentage
CARRUTHERS, Kenneth.....	24	2.97%
CARTER, DAN.....	585	72.49%
INGINO, Joe.....	52	6.44%
KUNZ, Adam.....	40	4.96%
LEAR, Sara	59	7.31%
RUSSO, Rosaldo	17	2.11%
RUTHERFORD, Bob.....	30	3.72%
Total	807	100.00%

Office of Regional and City Councillor – Ward 4

Candidate	Votes	Percentage
KERR, Rick	405	51.86%
SANDERS, Doug	376	48.14%
Total	781	100.00%

Office of City Councillor – Ward 4

Candidate	Votes	Percentage
GIBERSON, Derek.....	161	20.33%
GOODMURPHY, Michael	23	2.90%
HAWTHORN, Catherine L.....	66	8.33%
JAMISCHAK, Elizabeth.....	47	5.93%
KOTSOPOULOS, Matthew	49	6.19%
LOGAN, MARK	126	15.91%
MILOSH, Gregory.....	102	12.88%
PATERSON, Clayton	35	4.42%
THOMPSON, Dave	116	14.65%
TOPPLE, Chris.....	67	8.46%
Total	792	100.00%

Office of Trustee- Durham District School Board

Candidate	Votes	Percentage
ARNOLD, Valerie	141	12.05%
BARRETT, Michael	233	19.91%
BELLAMY, Derek	86	7.35%
FORBES, Darlene	201	17.18%
JEYES, Robert S.....	44	3.76%
MANSFIELD, Zac.....	49	4.19%
NOBLE, Ashley	190	16.24%
RILEY, GARTH	54	4.62%
STONE, LINDA	172	14.70%
Total	1,170	100.00%

Office of Trustee – Durham Catholic District School Board

Candidate	Votes	Percentage
GIANCROCE, Josie	42	14.24%
JONES, Frederick E.G.	25	8.47%
PULLA, Paul.....	120	40.68%
QUINTYN, Esrick	8	2.71%
STE. MARIE, Morgan	100	33.90%
Total	295	100.00%

Office of Conseiller(ère), Conseil scolaire Viamonde

Candidate	Votes	Percentage
LANDRY, Sylvie A.....	2	100.00%
RUSZKOWSKI, Anna-Karyna	0	0.00%
Total	2	100.00%

Office of Conseiller(ère), Conseil scolaire de district catholique MonAvenir

Candidate	Votes	Percentage
BRIDEAU, Roger	7	77.78%
LINSKY, Andre.....	2	22.22%
KWILU MONDO, Marcellin.....	0	0.00%
NKONGOLO, Balonda	0	0.00%
Total	9	100.00%

4-5 – O’Neill CVI

Office of Regional Chair

Candidate	Votes	Percentage
DINGWALL, Tom	88	11.50%
HENRY, John.....	573	74.90%
MUTTON, John	61	7.97%
NEAL, Peter	35	4.58%
SAHI, Muhammad Ahsin.....	8	1.05%
Total	765	100.00%

Office of Mayor

Candidate	Votes	Percentage
CARRUTHERS, Kenneth.....	16	2.12%
CARTER, DAN.....	528	69.84%
INGINO, Joe.....	30	3.97%
KUNZ, Adam.....	41	5.42%
LEAR, Sara	108	14.29%
RUSSO, Rosaldo	5	0.66 %
RUTHERFORD, Bob.....	28	3.70 %
Total	756	100.00%

Office of Regional and City Councillor – Ward 4

Candidate	Votes	Percentage
KERR, Rick	399	55.57%
SANDERS, Doug	319	44.43%
Total	718	100.00%

Office of City Councillor – Ward 4

Candidate	Votes	Percentage
GIBERSON, Derek.....	188	25.97%
GOODMURPHY, Michael	10	1.38%
HAWTHORN, Catherine L.....	106	14.64%
JAMISCHAK, Elizabeth.....	37	5.11%
KOTSOPOULOS, Matthew	38	5.25%
LOGAN, MARK	74	10.22%
MILOSH, Gregory.....	64	8.84%
PATERSON, Clayton	13	1.80%
THOMPSON, Dave	136	18.78%
TOPPLE, Chris.....	58	8.01%
Total	724	100.00%

Office of Trustee- Durham District School Board

Candidate	Votes	Percentage
ARNOLD, Valerie	176	14.31%
BARRETT, Michael	167	13.58%
BELLAMY, Derek	81	6.59%
FORBES, Darlene	253	20.57%
JEYES, Robert S.....	27	2.20%
MANSFIELD, Zac.....	61	4.96%
NOBLE, Ashley	216	17.56%
RILEY, GARTH	67	5.45%
STONE, LINDA	182	14.80%
Total	1,230	100.00%

Office of Trustee – Durham Catholic District School Board

Candidate	Votes	Percentage
GIANCROCE, Josie	26	16.56%
JONES, Frederick E.G.	15	9.55%
PULLA, Paul.....	53	33.76%
QUINTYN, Esrick	5	3.18%
STE. MARIE, Morgan	58	36.94%
Total	157	100.00%

Office of Conseiller(ère), Conseil scolaire Viamonde

Candidate	Votes	Percentage
LANDRY, Sylvie A.....	2	100.00%
RUSZKOWSKI, Anna-Karyna	0	0.00%
Total	2	100.00%

Office of Conseiller(ère), Conseil scolaire de district catholique MonAvenir

Candidate	Votes	Percentage
BRIDEAU, Roger	8	61.54%
LINSKY, Andre.....	3	23.08%
KWILU MONDO, Marcellin.....	1	7.69%
NKONGOLO, Balonda	1	7.69%
Total	13	100.00%

4-6 – Woodview Community Centre

Office of Regional Chair

Candidate	Votes	Percentage
DINGWALL, Tom	85	12.04%
HENRY, John.....	506	71.67%
MUTTON, John	58	8.22%
NEAL, Peter	50	7.08%
SAHI, Muhammad Ahsin	7	0.99%
Total	706	100.00%

Office of Mayor

Candidate	Votes	Percentage
CARRUTHERS, Kenneth.....	31	4.37%
CARTER, DAN.....	478	67.42%
INGINO, Joe.....	33	4.65%
KUNZ, Adam.....	36	5.08%
LEAR, Sara	99	13.96%
RUSSO, Rosaldo	2	0.28%
RUTHERFORD, Bob.....	30	4.23%
Total	709	100.00%

Office of Regional and City Councillor – Ward 4

Candidate	Votes	Percentage
KERR, Rick	298	45.02%
SANDERS, Doug	364	54.98%
Total	662	100.00%

Office of City Councillor – Ward 4

Candidate	Votes	Percentage
GIBERSON, Derek.....	177	25.76%
GOODMURPHY, Michael	15	2.18%
HAWTHORN, Catherine L.....	124	18.05%
JAMISCHAK, Elizabeth.....	37	5.39%
KOTSOPOULOS, Matthew	43	6.26%
LOGAN, MARK	59	8.59%
MILOSH, Gregory.....	38	5.53%
PATERSON, Clayton	27	3.93%
THOMPSON, Dave	77	11.21%
TOPPLE, Chris.....	90	13.10%
Total	687	100.00%

Office of Trustee- Durham District School Board

Candidate	Votes	Percentage
ARNOLD, Valerie	162	13.09%
BARRETT, Michael	180	14.54%
BELLAMY, Derek	100	8.08%
FORBES, Darlene	224	18.09%
JEYES, Robert S.....	36	2.91%
MANSFIELD, Zac.....	71	5.74%
NOBLE, Ashley	226	18.26%
RILEY, GARTH	62	5.01%
STONE, LINDA	177	14.30%
Total	1,238	100.00%

Office of Trustee – Durham Catholic District School Board

Candidate	Votes	Percentage
GIANCROCE, Josie	24	20.87%
JONES, Frederick E.G.	13	11.30%
PULLA, Paul.....	39	33.91%
QUINTYN, Esrick	3	2.61%
STE. MARIE, Morgan	36	31.30%
Total	115	100.00%

Office of Conseiller(ère), Conseil scolaire Viamonde

Candidate	Votes	Percentage
LANDRY, Sylvie A.....	3	60.00%
RUSZKOWSKI, Anna-Karyna	2	40.00%
Total	5	100.00%

Office of Conseiller(ère), Conseil scolaire de district catholique MonAvenir

Candidate	Votes	Percentage
BRIDEAU, Roger	4	66.67%
LINSKY, Andre.....	0	0.00%
KWILU MONDO, Marcellin.....	2	33.33%
NKONGOLO, Balonda	0	0.00%
Total	6	100.00%

4-7 – Walter E. Harris Public School

Office of Regional Chair

Candidate	Votes	Percentage
DINGWALL, Tom	77	8.55%
HENRY, John.....	733	81.35%
MUTTON, John	47	5.22%
NEAL, Peter	32	3.55%
SAHI, Muhammad Ahsin.....	12	1.33%
Total	901	100.00%

Office of Mayor

Candidate	Votes	Percentage
CARRUTHERS, Kenneth.....	20	2.23%
CARTER, DAN.....	677	75.64%
INGINO, Joe.....	25	2.79%
KUNZ, Adam.....	42	4.69%
LEAR, Sara	90	10.06%
RUSSO, Rosaldo	11	1.23%
RUTHERFORD, Bob.....	30	3.35%
Total	895	100.00%

Office of Regional and City Councillor – Ward 4

Candidate	Votes	Percentage
KERR, Rick	396	46.26%
SANDERS, Doug	460	53.74%
Total	856	100.00%

Office of City Councillor – Ward 4

Candidate	Votes	Percentage
GIBERSON, Derek.....	220	25.91%
GOODMURPHY, Michael	18	2.12%
HAWTHORN, Catherine L.....	126	14.84%
JAMISCHAK, Elizabeth.....	59	6.95%
KOTSOPOULOS, Matthew	44	5.18%
LOGAN, MARK	125	14.72%
MILOSH, Gregory.....	55	6.48%
PATERSON, Clayton	22	2.59%
THOMPSON, Dave	95	11.19%
TOPPLE, Chris.....	85	10.01%
Total	849	100.00%

Office of Trustee- Durham District School Board

Candidate	Votes	Percentage
ARNOLD, Valerie	181	12.34%
BARRETT, Michael	262	17.86%
BELLAMY, Derek	117	7.98%
FORBES, Darlene	266	18.13%
JEYES, Robert S.....	37	2.52%
MANSFIELD, Zac.....	78	5.32%
NOBLE, Ashley	238	16.22%
RILEY, GARTH	74	5.04%
STONE, LINDA	214	14.59%
Total	1,467	100.00%

Office of Trustee – Durham Catholic District School Board

Candidate	Votes	Percentage
GIANCROCE, Josie	35	19.77%
JONES, Frederick E.G.	12	6.78%
PULLA, Paul.....	70	39.55%
QUINTYN, Esrick	8	4.52%
STE. MARIE, Morgan	52	29.38%
Total	177	100.00%

Office of Conseiller(ère), Conseil scolaire Viamonde

Candidate	Votes	Percentage
LANDRY, Sylvie A.....	6	66.67%
RUSZKOWSKI, Anna-Karyna	3	33.33%
Total	9	100.00%

Office of Conseiller(ère), Conseil scolaire de district catholique MonAvenir

Candidate	Votes	Percentage
BRIDEAU, Roger	4	50.00%
LINSKY, Andre.....	2	25.00%
KWILU MONDO, Marcellin.....	0	0.00%
NKONGOLO, Balonda	2	25.00%
Total	8	100.00%

5-1 – Dr. C.F. Cannon

Office of Regional Chair

Candidate	Votes	Percentage
DINGWALL, Tom	94	13.78%
HENRY, John.....	432	63.34%
MUTTON, John	105	15.40%
NEAL, Peter	30	4.40%
SAHI, Muhammad Ahsin.....	21	3.08%
Total	682	100.00%

Office of Mayor

Candidate	Votes	Percentage
CARRUTHERS, Kenneth.....	34	5.01%
CARTER, DAN.....	375	55.23%
INGINO, Joe.....	52	7.66%
KUNZ, Adam.....	37	5.45%
LEAR, Sara	118	17.38%
RUSSO, Rosaldo	12	1.77%
RUTHERFORD, Bob.....	51	7.51%
Total	679	100.00%

Office of Regional and City Councillor – Ward 5

Candidate	Votes	Percentage
BEATTY, Kim	155	22.37%
NICHOLSON, Brian	422	60.89%
PIDWERBECKI, Nester	116	16.73%
Total	693	100.00%

Office of City Councillor – Ward 5

Candidate	Votes	Percentage
DOWN, Alex.....	228	34.13%
GRAY, John	397	59.43%
LOCOCO, Joe.....	43	6.44%
Total	668	100.00%

Office of Trustee- Durham District School Board

Candidate	Votes	Percentage
ARNOLD, Valerie	150	13.66%
BARRETT, Michael	171	15.57%
BELLAMY, Derek	72	6.56%
FORBES, Darlene	206	18.76%
JEYES, Robert S.....	24	2.19%
MANSFIELD, Zac.....	43	3.92%
NOBLE, Ashley	185	16.85%
RILEY, GARTH	56	5.10%
STONE, LINDA	191	17.40%
Total	1,098	100.00%

Office of Trustee – Durham Catholic District School Board

Candidate	Votes	Percentage
GIANCROCE, Josie	33	17.93%
JONES, Frederick E.G.	20	10.87%
PULLA, Paul.....	59	32.07%
QUINTYN, Esrick	5	2.72%
STE. MARIE, Morgan	67	36.41%
Total	184	100.00%

Office of Conseiller(ère), Conseil scolaire Viamonde

Candidate	Votes	Percentage
LANDRY, Sylvie A.....	2	100.00%
RUSZKOWSKI, Anna-Karyna	0	0.00%
Total	2	100.00%

Office of Conseiller(ère), Conseil scolaire de district catholique MonAvenir

Candidate	Votes	Percentage
BRIDEAU, Roger	9	75.00%
LINSKY, Andre.....	0	0.00%
KWILU MONDO, Marcellin.....	2	16.67%
NKONGOLO, Balonda	1	8.33%
Total	12	100.00%

5-2 – G.L Roberts CVI

Office of Regional Chair

Candidate	Votes	Percentage
DINGWALL, Tom	60	10.08%
HENRY, John.....	406	68.24%
MUTTON, John	84	14.12%
NEAL, Peter	30	5.04%
SAHI, Muhammad Ahsin.....	15	2.52%
Total	595	100.00%

Office of Mayor

Candidate	Votes	Percentage
CARRUTHERS, Kenneth.....	37	6.21%
CARTER, DAN.....	359	60.23%
INGINO, Joe.....	56	9.40%
KUNZ, Adam.....	29	4.87%
LEAR, Sara	73	12.25%
RUSSO, Rosaldo	9	1.51%
RUTHERFORD, Bob.....	33	5.54%
Total	596	100.00%

Office of Regional and City Councillor – Ward 5

Candidate	Votes	Percentage
BEATTY, Kim	163	27.44%
NICHOLSON, Brian	230	38.72%
PIDWERBECKI, Nester	201	33.84%
Total	594	100.00%

Office of City Councillor – Ward 5

Candidate	Votes	Percentage
DOWN, Alex.....	257	43.34%
GRAY, John	297	50.08%
LOCOCO, Joe.....	39	6.58%
Total	593	100.00%

Office of Trustee- Durham District School Board

Candidate	Votes	Percentage
ARNOLD, Valerie	158	15.94%
BARRETT, Michael	134	13.52%
BELLAMY, Derek	68	6.86%
FORBES, Darlene	172	17.36%
JEYES, Robert S.....	24	2.42%
MANSFIELD, Zac.....	58	5.85%
NOBLE, Ashley	172	17.36%
RILEY, GARTH	47	4.74%
STONE, LINDA	158	15.94%
Total	991	100.00%

Office of Trustee – Durham Catholic District School Board

Candidate	Votes	Percentage
GIANCROCE, Josie	23	13.77%
JONES, Frederick E.G.	26	15.57%
PULLA, Paul.....	66	39.52%
QUINTYN, Esrick	5	2.99%
STE. MARIE, Morgan	47	28.14%
Total	167	100.00%

Office of Conseiller(ère), Conseil scolaire Viamonde

Candidate	Votes	Percentage
LANDRY, Sylvie A.....	3	100.00%
RUSZKOWSKI, Anna-Karyna	0	0.00%
Total	3	100.00%

Office of Conseiller(ère), Conseil scolaire de district catholique MonAvenir

Candidate	Votes	Percentage
BRIDEAU, Roger	9	75.00%
LINSKY, Andre.....	1	8.33%
KWILU MONDO, Marcellin.....	1	8.33%
NKONGOLO, Balonda	1	8.33%
Total	12	100.00%

5-3 – Monsignor John Peremya Catholic Secondary School

Office of Regional Chair

Candidate	Votes	Percentage
DINGWALL, Tom	36	12.24%
HENRY, John.....	197	67.01%
MUTTON, John	41	13.95%
NEAL, Peter	13	4.42%
SAHI, Muhammad Ahsin.....	7	2.38%
Total	294	100.00%

Office of Mayor

Candidate	Votes	Percentage
CARRUTHERS, Kenneth.....	14	4.79%
CARTER, DAN.....	177	60.62%
INGINO, Joe.....	21	7.19%
KUNZ, Adam.....	22	7.53%
LEAR, Sara	40	13.70%
RUSSO, Rosaldo	5	1.71%
RUTHERFORD, Bob.....	13	4.45%
Total	292	100.00%

Office of Regional and City Councillor – Ward 5

Candidate	Votes	Percentage
BEATTY, Kim	75	25.34%
NICHOLSON, Brian	117	39.53%
PIDWERBECKI, Nester	104	35.13%
Total	296	100.00%

Office of City Councillor – Ward 5

DOWN, Alex.....	120	41.10%
GRAY, John	148	50.68%
LOCOCO, Joe.....	24	8.22%
Total	292	100.00%

Office of Trustee- Durham District School Board

Candidate	Votes	Percentage
ARNOLD, Valerie	74	14.26%
BARRETT, Michael	73	14.07%
BELLAMY, Derek	27	5.20%
FORBES, Darlene	82	15.80%
JEYES, Robert S.....	17	3.28%
MANSFIELD, Zac.....	28	5.39%
NOBLE, Ashley	110	21.19%
RILEY, GARTH	21	4.05%
STONE, LINDA	87	16.76%
Total	519	100.00%

Office of Trustee – Durham Catholic District School Board

Candidate	Votes	Percentage
GIANCROCE, Josie	23	20.35%
JONES, Frederick E.G.	14	12.39%
PULLA, Paul.....	34	30.09%
QUINTYN, Esrick	2	1.77%
STE. MARIE, Morgan	40	35.40%
Total	113	100.00%

Office of Conseiller(ère), Conseil scolaire Viamonde

Candidate	Votes	Percentage
LANDRY, Sylvie A.....	0	0.00%
RUSZKOWSKI, Anna-Karyna	0	0.00%
Total	0	0.00%

Office of Conseiller(ère), Conseil scolaire de district catholique MonAvenir

Candidate	Votes	Percentage
BRIDEAU, Roger	5	100.00%
LINSKY, Andre.....	0	0.00%
KWILU MONDO, Marcellin.....	0	0.00%
NKONGOLO, Balonda	0	0.00%
Total	5	100.00%

5-4 – St. Thomas Aquinas Catholic School

Office of Regional Chair

Candidate	Votes	Percentage
DINGWALL, Tom	72	12.18%
HENRY, John.....	382	64.64%
MUTTON, John	104	17.60%
NEAL, Peter	26	4.40%
SAHI, Muhammad Ahsin.....	7	1.18%
Total	591	100.00%

Office of Mayor

Candidate	Votes	Percentage
CARRUTHERS, Kenneth.....	40	6.86%
CARTER, DAN.....	349	59.86%
INGINO, Joe.....	29	4.97%
KUNZ, Adam.....	29	4.97%
LEAR, Sara	114	19.55%
RUSSO, Rosaldo	3	0.51%
RUTHERFORD, Bob.....	19	3.26%
Total	583	100.00%

Office of Regional and City Councillor – Ward 5

Candidate	Votes	Percentage
BEATTY, Kim	218	37.59%
NICHOLSON, Brian	197	33.97%
PIDWERBECKI, Nester	165	28.45%
Total	580	100.00%

Office of City Councillor – Ward 5

DOWN, Alex.....	191	32.48%
GRAY, John	383	65.14%
LOCOCO, Joe.....	14	2.38%
Total	588	100.00%

Office of Trustee- Durham District School Board

Candidate	Votes	Percentage
ARNOLD, Valerie	143	14.42%
BARRETT, Michael	159	16.03%
BELLAMY, Derek	71	7.16%
FORBES, Darlene	152	15.32%
JEYES, Robert S.....	32	3.23%
MANSFIELD, Zac.....	35	3.53%
NOBLE, Ashley	175	17.64%
RILEY, GARTH	57	5.75%
STONE, LINDA	168	16.94%
Total	992	100.00%

Office of Trustee – Durham Catholic District School Board

Candidate	Votes	Percentage
GIANCROCE, Josie	35	23.49%
JONES, Frederick E.G.	20	13.42%
PULLA, Paul.....	55	36.91%
QUINTYN, Esrick	3	2.01%
STE. MARIE, Morgan	36	24.16%
Total	149	100.00%

Office of Conseiller(ère), Conseil scolaire Viamonde

Candidate	Votes	Percentage
LANDRY, Sylvie A.....	5	100.00%
RUSZKOWSKI, Anna-Karyna	0	0.00%
Total	5	100.00%

Office of Conseiller(ère), Conseil scolaire de district catholique MonAvenir

Candidate	Votes	Percentage
BRIDEAU, Roger	18	90.00%
LINSKY, Andre.....	2	10.00%
KWILU MONDO, Marcellin.....	0	0.00%
NKONGOLO, Balonda	0	0.00%
Total	20	100.00%

5-5 – David Bouchard Public School

Office of Regional Chair

Candidate	Votes	Percentage
DINGWALL, Tom	48	11.16%
HENRY, John.....	281	65.35%
MUTTON, John	74	17.21%
NEAL, Peter	22	5.12%
SAHI, Muhammad Ahsin.....	5	1.16%
Total	430	100.00%

Office of Mayor

Candidate	Votes	Percentage
CARRUTHERS, Kenneth.....	25	5.90%
CARTER, DAN.....	247	58.25%
INGINO, Joe.....	26	6.13%
KUNZ, Adam.....	20	4.72%
LEAR, Sara	71	16.75%
RUSSO, Rosaldo	7	1.65%
RUTHERFORD, Bob.....	28	6.60%
Total	424	100.00%

Office of Regional and City Councillor – Ward 5

Candidate	Votes	Percentage
BEATTY, Kim	139	32.33%
NICHOLSON, Brian	116	26.98%
PIDWERBECKI, Nester	175	40.70%
Total	430	100.00%

Office of City Councillor – Ward 5

DOWN, Alex.....	140	33.02%
GRAY, John	263	62.03%
LOCOCO, Joe.....	21	4.95%
Total	424	100.00%

Office of Trustee- Durham District School Board

Candidate	Votes	Percentage
ARNOLD, Valerie	113	15.59%
BARRETT, Michael	107	14.76%
BELLAMY, Derek	51	7.03%
FORBES, Darlene	100	13.79%
JEYES, Robert S.....	28	3.86%
MANSFIELD, Zac.....	47	6.48%
NOBLE, Ashley	121	16.69%
RILEY, GARTH	33	4.55%
STONE, LINDA	125	17.24%
Total	725	100.00%

Office of Trustee – Durham Catholic District School Board

Candidate	Votes	Percentage
GIANCROCE, Josie	26	19.55%
JONES, Frederick E.G.	15	11.28%
PULLA, Paul.....	42	31.58%
QUINTYN, Esrick	5	3.76%
STE. MARIE, Morgan	45	33.83%
Total	133	100.00%

Office of Conseiller(ère), Conseil scolaire Viamonde

Candidate	Votes	Percentage
LANDRY, Sylvie A.....	2	50.00%
RUSZKOWSKI, Anna-Karyna	2	50.00%
Total	4	100.00%

Office of Conseiller(ère), Conseil scolaire de district catholique MonAvenir

Candidate	Votes	Percentage
BRIDEAU, Roger	1	50.00%
LINSKY, Andre.....	0	0.00%
KWILU MONDO, Marcellin.....	1	50.00%
NKONGOLO, Balonda	0	0.00%
Total	2	100.00%

5-6 – Harmony Creek Gold Club

Office of Regional Chair

Candidate	Votes	Percentage
DINGWALL, Tom	69	9.16%
HENRY, John.....	544	72.24%
MUTTON, John	84	11.16%
NEAL, Peter	44	5.84%
SAHI, Muhammad Ahsin.....	12	1.59%
Total	753	100.00%

Office of Mayor

Candidate	Votes	Percentage
CARRUTHERS, Kenneth.....	36	4.83%
CARTER, DAN.....	464	62.28%
INGINO, Joe.....	41	5.50%
KUNZ, Adam.....	35	4.70%
LEAR, Sara	119	15.97%
RUSSO, Rosaldo	20	2.68%
RUTHERFORD, Bob.....	30	4.03%
Total	745	100.00%

Office of Regional and City Councillor – Ward 5

Candidate	Votes	Percentage
BEATTY, Kim	210	28.00%
NICHOLSON, Brian	202	26.93%
PIDWERBECKI, Nester	338	45.07%
Total	750	100.00%

Office of City Councillor – Ward 5

DOWN, Alex.....	333	44.82%
GRAY, John	380	51.14%
LOCOCO, Joe.....	30	4.04%
Total	743	100.00%

Office of Trustee- Durham District School Board

Candidate	Votes	Percentage
ARNOLD, Valerie	138	11.53%
BARRETT, Michael	216	18.05%
BELLAMY, Derek	92	7.69%
FORBES, Darlene	187	15.62%
JEYES, Robert S.....	33	2.76%
MANSFIELD, Zac.....	70	5.85%
NOBLE, Ashley	216	18.05%
RILEY, GARTH	65	5.43%
STONE, LINDA	180	15.04%
Total	1,197	100.00%

Office of Trustee – Durham Catholic District School Board

Candidate	Votes	Percentage
GIANCROCE, Josie	40	17.54%
JONES, Frederick E.G.	30	13.16%
PULLA, Paul.....	79	34.65%
QUINTYN, Esrick	8	3.51%
STE. MARIE, Morgan	71	31.14%
Total	228	100.00%

Office of Conseiller(ère), Conseil scolaire Viamonde

Candidate	Votes	Percentage
LANDRY, Sylvie A.....	4	57.14%
RUSZKOWSKI, Anna-Karyna	3	42.86%
Total	7	100.00%

Office of Conseiller(ère), Conseil scolaire de district catholique MonAvenir

Candidate	Votes	Percentage
BRIDEAU, Roger	4	66.67%
LINSKY, Andre.....	1	16.67%
KWILU MONDO, Marcellin.....	1	16.67%
NKONGOLO, Balonda	0	0.00%
Total	6	100.00%

5-7 – Glen Street Public School

Office of Regional Chair

Candidate	Votes	Percentage
DINGWALL, Tom	29	11.93%
HENRY, John.....	152	62.55%
MUTTON, John	43	17.70%
NEAL, Peter	14	5.76%
SAHI, Muhammad Ahsin.....	5	2.06%
Total	243	100.00%

Office of Mayor

Candidate	Votes	Percentage
CARRUTHERS, Kenneth.....	19	7.85%
CARTER, DAN.....	133	54.96%
INGINO, Joe.....	18	7.44%
KUNZ, Adam.....	10	4.13%
LEAR, Sara	42	17.36%
RUSSO, Rosaldo	6	2.48%
RUTHERFORD, Bob.....	14	5.79%
Total	242	100.00%

Office of Regional and City Councillor – Ward 5

Candidate	Votes	Percentage
BEATTY, Kim	54	22.31%
NICHOLSON, Brian	131	54.13%
PIDWERBECKI, Nester	57	23.55%
Total	242	100.00%

Office of City Councillor – Ward 5

DOWN, Alex.....	55	22.92%
GRAY, John	163	67.92%
LOCOCO, Joe.....	22	9.17%
Total	240	100.00%

Office of Trustee- Durham District School Board

Candidate	Votes	Percentage
ARNOLD, Valerie	84	16.06%
BARRETT, Michael	65	12.43%
BELLAMY, Derek	31	5.93%
FORBES, Darlene	77	14.72%
JEYES, Robert S.....	19	3.63%
MANSFIELD, Zac.....	30	5.74%
NOBLE, Ashley	97	18.55%
RILEY, GARTH	29	5.54 %
STONE, LINDA	91	17.40 %
Total	523	100.00%

Office of Trustee – Durham Catholic District School Board

Candidate	Votes	Percentage
GIANCROCE, Josie	9	40.91%
JONES, Frederick E.G.	4	18.18%
PULLA, Paul.....	3	13.64%
QUINTYN, Esrick	0	0.00%
STE. MARIE, Morgan	6	27.27%
Total	22	100.00%

Office of Conseiller(ère), Conseil scolaire Viamonde

Candidate	Votes	Percentage
LANDRY, Sylvie A.....	0	0.00%
RUSZKOWSKI, Anna-Karyna	0	0.00%
Total	0	100.00%

Office of Conseiller(ère), Conseil scolaire de district catholique MonAvenir

Candidate	Votes	Percentage
BRIDEAU, Roger	1	50.00%
LINSKY, Andre.....	0	0.00%
KWILU MONDO, Marcellin.....	0	0.00%
NKONGOLO, Balonda	1	50.00%
Total	2	100.00%

Advance Voting & City Hall Accessible Poll

Office of Regional Chair

Candidate	Votes	Percentage
DINGWALL, Tom	387	8.71%
HENRY, John.....	3,394	76.42%
MUTTON, John	356	8.02%
NEAL, Peter	212	4.77%
SAHI, Muhammad Ahsin.....	92	2.07%
Total	4,441	100.00%

Office of Mayor

Candidate	Votes	Percentage
CARRUTHERS, Kenneth.....	195	4.46%
CARTER, DAN.....	3,082	70.56%
INGINO, Joe.....	145	3.32%
KUNZ, Adam.....	158	3.62%
LEAR, Sara	482	11.03%
RUSSO, Rosaldo	55	1.26%
RUTHERFORD, Bob.....	251	5.75%
Total	4,368	100.00%

Office of Regional and City Councillor – Ward 1

Candidate	Votes	Percentage
BARONE, Dominic.....	42	9.72%
CLARKE, Cathy	154	35.65%

NEAL, John	236	54.63%
Total	432	100.00%

Office of City Councillor – Ward 1

CORLESS, Theresa	109	26.20%
McCONKEY, Rosemary	195	46.88%
STEPHEN, Diane	39	9.38%
STEVENSON, Robert	49	11.78%
WHITE, Adam	24	5.77%
Total	416	100.00%

Office of Regional and City Councillor – Ward 2

Candidate	Votes	Percentage
CULLEN, Daniel	55	7.44%
MARIMPIETRI, Tito-Dante	275	37.21%
McCREA, Julia	204	27.60%
MILOSH, George Gus	55	7.44%
VAN ALLEN, Jim	150	20.30%
Total	739	100.00%

Office of City Councillor – Ward 2

ALBRECHT, Karen	132	19.08%
BATES, Gail	188	27.17%
GIANCROCE, ,Johnathan	113	16.33%
GIANELLO, Adrian	26	3.76%

HURST, Jane	233	33.67%
Total	692	100.00%

Office of Regional and City Councillor – Ward 33

Candidate	Votes	Percentage
AKER, Teresa	213	15.17%
CHAPMAN, Bob	750	53.42%
SHIELDS, John	441	31.41%
Total	1,404	100.00%

Office of City Councillor – Ward 3

EASTWOOD, Ethan	187	14.24%
GUERNSEY, Eric	286	21.78%
MARKS, Bradley J.	681	51.87%
WILSON, Cerise	159	12.11%
Total	1,313	100.00%

Office of Regional and City Councillor – Ward 4

Candidate	Votes	Percentage
KERR, Rick	555	47.27%
SANDERS, Doug	619	52.73%
Total	1,174	100.00%

Office of City Councillor – Ward 4

GIBERSON, Derek	248	21.00%
GOODMURPHY, Michael	22	1.86%

HAWTHORN, Catherine L.....	184	15.58%
JAMISCHAK, Elizabeth.....	70	5.93%
KOTSOPOULOS, Matthew	79	6.69%
LOGAN, MARK	136	11.52%
MILOSH, Gregory.....	84	7.11%
PATERSON, Clayton	23	1.95%
THOMPSON, Dave	225	19.05%
TOPPLE, Chris.....	110	9.31%
Total	1,181	100.00%

Office of Regional and City Councillor – Ward 5

Candidate	Votes	Percentage
BEATTY, Kim	135	21.33%
NICHOLSON, Brian	261	41.23%
PIDWERBECKI, Nester	237	37.44%
Total	633	100.00%

Office of City Councillor – Ward 5

DOWN, Alex.....	212	33.81%
GRAY, John	382	60.93%
LOCOCO, Joe.....	33	5.26%
Total	627	100.00%

Office of Trustee- Durham District School Board

Candidate	Votes	Percentage
ARNOLD, Valerie	980	14.02%
BARRETT, Michael	1,204	17.22%
BELLAMY, Derek	487	6.97%
FORBES, Darlene	1,109	15.87%
JEYES, Robert S.....	241	3.45%
MANSFIELD, Zac.....	348	4.98%
NOBLE, Ashley	1,003	14.35%
RILEY, GARTH	455	6.51%
STONE, LINDA	1,163	16.64%
Total	6,990	100.00%

Office of Trustee – Durham Catholic District School Board

Candidate	Votes	Percentage
GIANCROCE, Josie	239	20.69%
JONES, Frederick E.G.	159	13.77%
PULLA, Paul.....	313	27.10%
QUINTYN, Esrick	58	5.02%
STE. MARIE, Morgan	386	33.42%
Total	1,155	100.00%

Office of Conseiller(ère), Conseil scolaire Viamonde

Candidate	Votes	Percentage
LANDRY, Sylvie A.....	6	60.00%
RUSZKOWSKI, Anna-Karyna	4	40.00%
Total	10	100.00%

Office of Conseiller(ère), Conseil scolaire de district catholique MonAvenir

Candidate	Votes	Percentage
BRIDEAU, Roger	26	63.41%
LINSKY, Andre.....	6	14.63%
KWILU MONDO, Marcellin.....	3	7.32%
NKONGOLO, Balonda	6	14.63%
Total	41	100.00%

Summary of Advance Voting By Voting Subdivision/Ward – 1997-2014

Ward/Voting Subdivision	1997	2000	2003	2006	2010	2014
One (01-001 to 01-005)	230	170	252	201	199	224
Two (02-001 to 02-006)	408	375	236	359	301	406
Three (03-001 to 03-007)	377	189	286	405	438	527
Four (04-001 to 04-007)	492	287	526	468	463	605
Five (05-001 to 05-007)	404	298	527	558	615	621
Six (06-001 to 06-005)	321	219	394	393	522	598
Seven (07-001 to 07-007)	122	90	209	341	456	525
Total	2,354	1,625	2,550	2,725	2,994	3,506

Summary of Advance Voting – 2018

Advance Voting Location	Date	Voters
Campus Ice	Friday, October 5	297
Legends Centre	Saturday, October 6	555
South Oshawa Community Centre	Saturday, October 6	124
Civic Recreation Complex	Sunday, October 7	208
Donevan Recreation Complex	Sunday, October 7	253
Donevan Recreation Complex	Friday, October 12	588
Civic Recreation Complex	Saturday, October 13	329
City Hall	Saturday, October 13	280
South Oshawa Community Centre	Sunday, October 14	267
Legends Centre	Sunday, October 14	1028
Total		3,929

Summary of Advance Voting – Special Voting at Multi-Residential Buildings

Advance Voting Location	Date	Voters
110 Nonquon Road	Tuesday, October 9	51
111 Taunton Road East	Tuesday, October 9	17
745 Stevenson Road North	Wednesday, October 10	56
380 Gibb Street	Wednesday, October 10	26
1529 Ritson Road South	Thursday, October 11	13
155 King Street East	Thursday, October 11	48
130 Centre Street South	Thursday, October 11	69
44 William Street West	Thursday, October 11	36
Total		306

Summary of Advance Voting – Voter Turnout

	2006	2010	2014	2018
Voters	2,725	2,994	2,533	4,235
Eligible Electors	109,159	110,583	110,789	109,208
Turnout (%)	2.5%	2.7%	3.2%	3.9%

Percentage of Voter Turnout by Voting Subdivision – 1997- 2014

Ward/Voting Subdivision	1997	2000	2003	2006	2010	2014
One (01-001 to 01-005)	17.0	24.5	22.1	19.7	19.0	16.2
Two (02-001 to 02-007)	17.9	18.0	21.6	20.5	21.8	18.3
Three (03-001 to 03-007)	29.9	26.8	28.8	29.3	30.3	24.7
Four (04-001 to 04-007)	31.7	28.2	34.0	29.9	34.5	29.6
Five (05-001 to 05-007)	31.8	31.0	32.3	29.8	32.7	28.0
Six (06-001 to 06-005)	22.8	25.2	25.2	24.0	28.7	22.0
Seven (07-001 to 07-007)	26.0	28.7	28.6	22.0	27.9	21.5
Advance	2.1	1.5	2.4	2.5	2.8	3.2

Percentage of Voter Turnout By Ward – 2018

Ward	Votes Cast	Eligible Electors	Percentage of Voter Turnout
1	2421	11,756	20.6%
2	4326	20,011	21.6%
3	5767	26,980	21.4%
4	5518	27,319	20.2%
5	3680	23,142	15.9%
Advance & City Hall	4,586	N/A	4.2%
Total	26,298	109,208	Overall Voter Turnout: 24.1%

Percentage by Voting Place

Voting Place (%)	Ballots Cast	Voted
1-01 – Sherwood Public School	668	19.32%
1-02 – St. John Bosco Catholic School	640	21.45%
1-03 – Norman G. Powers Public School	501	19.85%
1-04 – Legends Centre	276	17.79%
1-05 – Columbus Community Centre	336	27.12%
2-01 – Monsignor Paul Dwyer Catholic School	1263	30.55%
2-02 – Queen Elizabeth Public School	1055	26.65%
2-03 – Northview Community Centre	411	14.00%
2-04 – Father Joseph Venini Catholic School	462	18.25%
2-05 – Campus Ice Centre	636	14.67%
2-06 - Oshawa and District Shrine Club	499	23.58%
3-01 – Clara Hughes Public School	932	22.92%
3-02 – Vincest Massey Public School	880	21.52%
3-03 – Harmony Heights Public School	716	20.05%
3-04 – Sir Albert Love Catholic School	727	18.81%
3-05 – Beau Valley Public School	970	22.93%
3-06 – St. Joseph Catholic School	719	20.99%
3-07 – Pierre Elliot Trudeau Public School	823	22.05%
4-01 – Civic Recreation Complex	610	15.33%
4-02 – Durham Alternative Secondary School	508	13.43%
4-03 – Stephen G. Saywell Public School	1142	27.42%
4-04 – R.S. McLaughlin CVI	827	20.53%
4-05 – O'Neill CVI	784	20.50%
4-06 – Woodview Community Centre	734	19.03%
4-07 – Walter E. Harris Public School	913	24.80%
5-01 – Dr. C.F. Cammpm	706	18.92%
5-02 – G.L. Roberts CVI	616	17.53%
5-03 – Monsignor John Pereyma Catholic Secondary School	300	15.19%
5-04 – St. Thomas Aquinas Catholic School	598	15.64%

5-05 – David Bouchard Public School	439	13.55%
5-06 – Harmony Creek Golf Club	768	18.74%
5-07 – Glen Street Public School	253	9.17%
Advance & City Hall	4,586	4.2%

Voter Turnout by Year

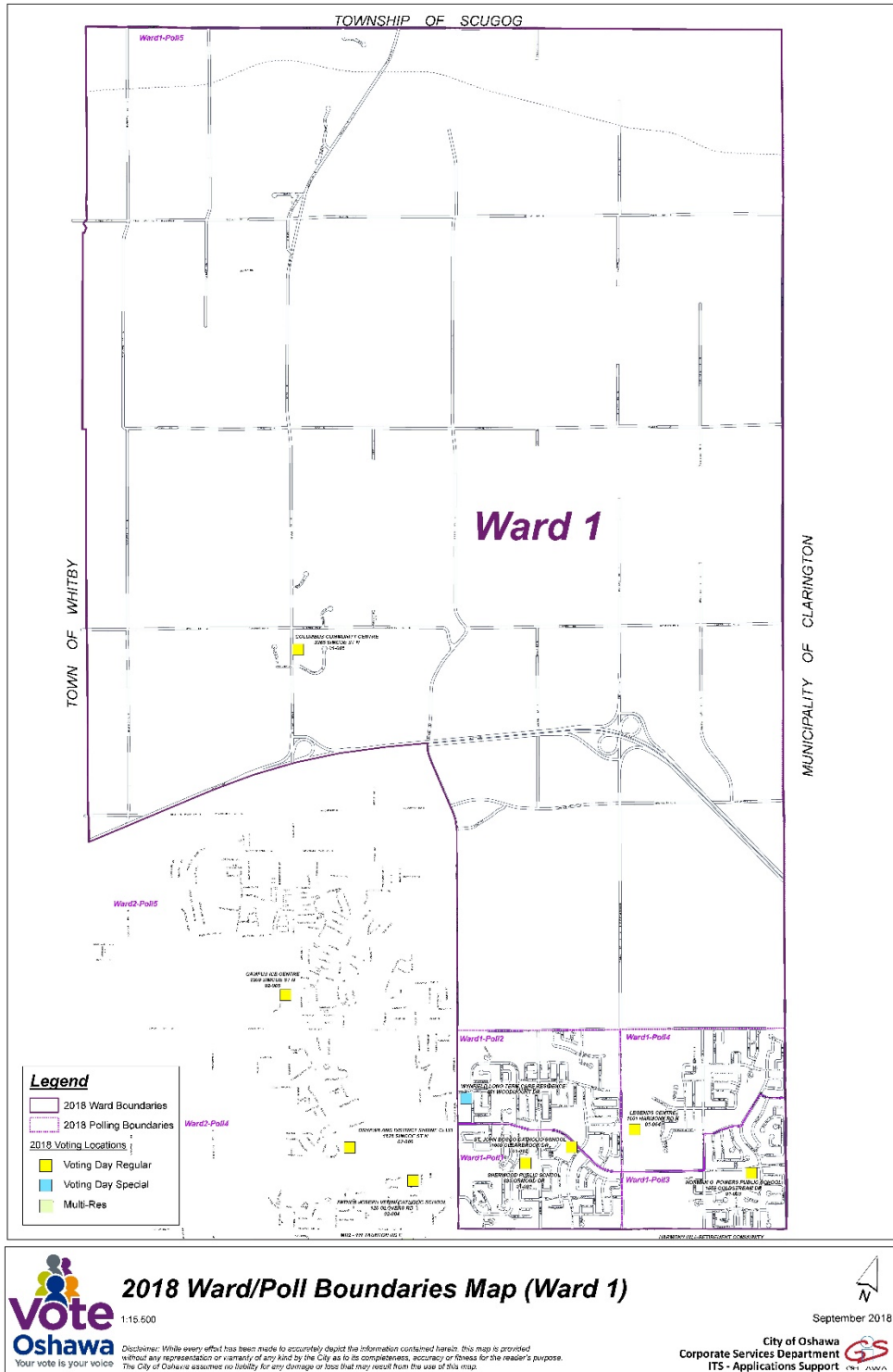
Year	Population	Eligible Voters	Voted	Voted (%)
1945	26,661	13,462	6,273	46.6
1946	27,247	13,909	6,988	50.2
1948	28,037	14,940	6,889	46.1
1949	28,552	15,423	6,223	40.4
1950	37,897	20,164	7,578	37.6
1951	40,727	20,942	9,278	44.0
1952	41,597	23,548	11,144	51.6
1953	44,101	24,534	7,268	32.5
1954	46,071	25,005	8,871	35.5
1955	47,351	27,735	11,353	44.1
1956	49,295	26,828	10,030	37.4
1957	52,157	27,755	11,601	41.8
1958	54,912	29,414	8,048	27.4
1960	60,146	32,002	16,549	51.7
1962	63,243	34,314	16,095	46.9
1964	70,038	37,580	12,920	34.4
1966	77,556	41,801	19,924	47.7
1968	80,475	44,723	17,502	39.1
1970	88,005	47,454	18,354	38.7
1972	91,113	59,018	19,459	33.0
1973	95,341	63,460	21,111	33.3
1976	105,663	70,846	21,323	30.1
1978	113,753	77,147	28,722	37.2
1980	115,476	79,931	29,825	37.3
1982	118,845	84,232	26,777	31.8
1985	121,669	88,584	24,858	28.1
1988	120,904	90,612	27,990	30.9
1991	123,697	92,529	26,019	28.1
1994	127,813	93,814	31,457	33.5
1997	134,852	97,240	27,394	28.2
2000	142,000	105,487	29,138	27.6
2003	143,835	109,963	30,393	27.6
2006	149,510	109,159	27,423	25.1
2010	149,854	110,583	33,113	29.9
2014	157,000	110,789	29,271	26.4
2018	170,095	109,208	26,298	24.1

Summary of French Language School Boards by Municipality

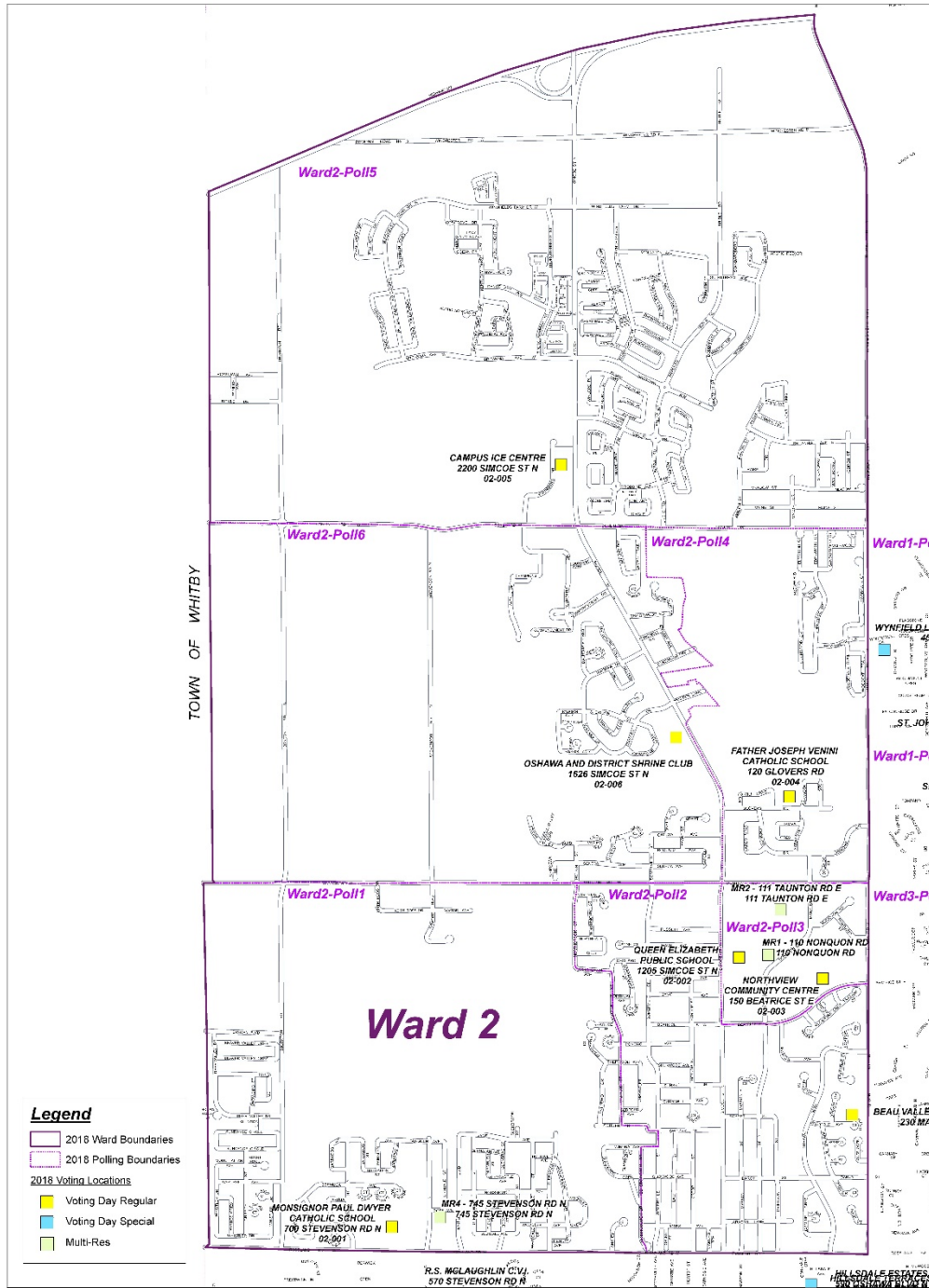
Municipality	Conseil scolaire Viamonde		Conseil scolaire catholique MonAvenir			
	Sylvie A. Landry	Anna-Karyna Ruszkowski	Roger Brideau	Andre Linsky	Marcellin Kwilu Mondo	Balonda Nkongolo
Town of Ajax	68	36	102	42	86	12
Township of Algonquin Highlands	4	3				
Township of Alnwick/Haldimand	2	0	3	0	0	0
Township of Asphodel-Norwood	0	1	4	0	0	0
Municipality of Brighton	17	6	6	1	0	1
Township of Brock	2	1	5	0	0	1
Township of Cavan Monaghan	2	1	5	0	1	0
Municipality of Clarington	34	17	81	18	8	9
Town of Cobourg	15	5	7	4	0	2
Township of Cramahe	4	0	6	0	0	0
Township of Douro-Drummer	1	0	2	0	0	0
Township of Dysart et al	11	8				
Hamilton Township	0	0	1	0	0	0
Township of Havelock-Belmont-Methuen	2	1	6	2	1	0
Municipality of Highlands East	4	3				
City of Kawartha Lakes	32	15	26	8	0	2
Township of Minden Hills	3	1				

Township of North Kawartha	3	0	5	0	2	0
City of Oshawa	89	60	186	41	30	23
	Sylvie A. Landry	Anna-Karyna Ruszkowski	Roger Brideau	Andre Linsky	Marcellin Kwilu Mondo	Balonda Nkongolo
Township of Otonabee South Monaghan	2	0	8	2	3	0
City of Peterborough	27	26	53	22	13	23
City of Pickering	60	30	65	11	14	15
Municipality of Port Hope	6	7	9	0	2	2
City of Quinte West	21	8	5	8	0	2
Township of Scugog	18	8	9	1	0	0
Township of Selwyn	4	0	4	0	1	0
Municipality of Trent Hills	6	2	2	1	0	1
Municipality of Trent Lakes	3	1	5	2	0	2
Township of Uxbridge	21	8	11	2	2	0
Town of Whitby	52	32	137	48	27	15
Total	513	280	753	213	190	110

Ward /Voting Places Map – Ward 1



Ward /Voting Places Map – Ward 2



Vote Oshawa 1:9,000

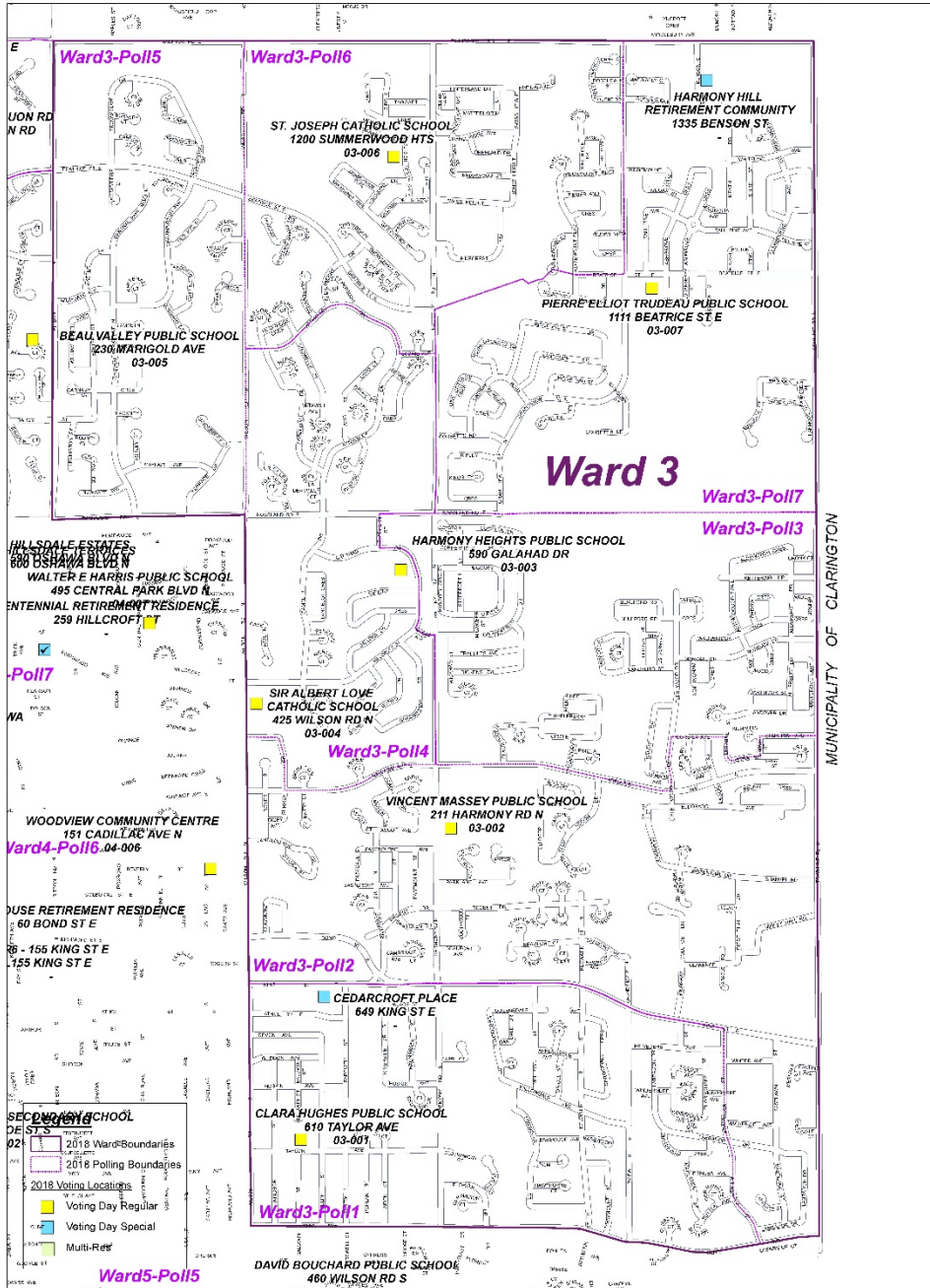
2018 Ward/Poll Boundaries Map (Ward 2)

September 2018

City of Oshawa
Corporate Services Department
ITS - Applications Support

Disclaimer: While every effort has been made to accurately depict the information contained herein, this map is provided without any representation or warranty of any kind by the City as to its completeness, accuracy or fitness for the reader's purpose. The City of Oshawa assumes no liability for any damage or loss that may result from the use of this map.

Ward/Voting Places Map – Ward 3



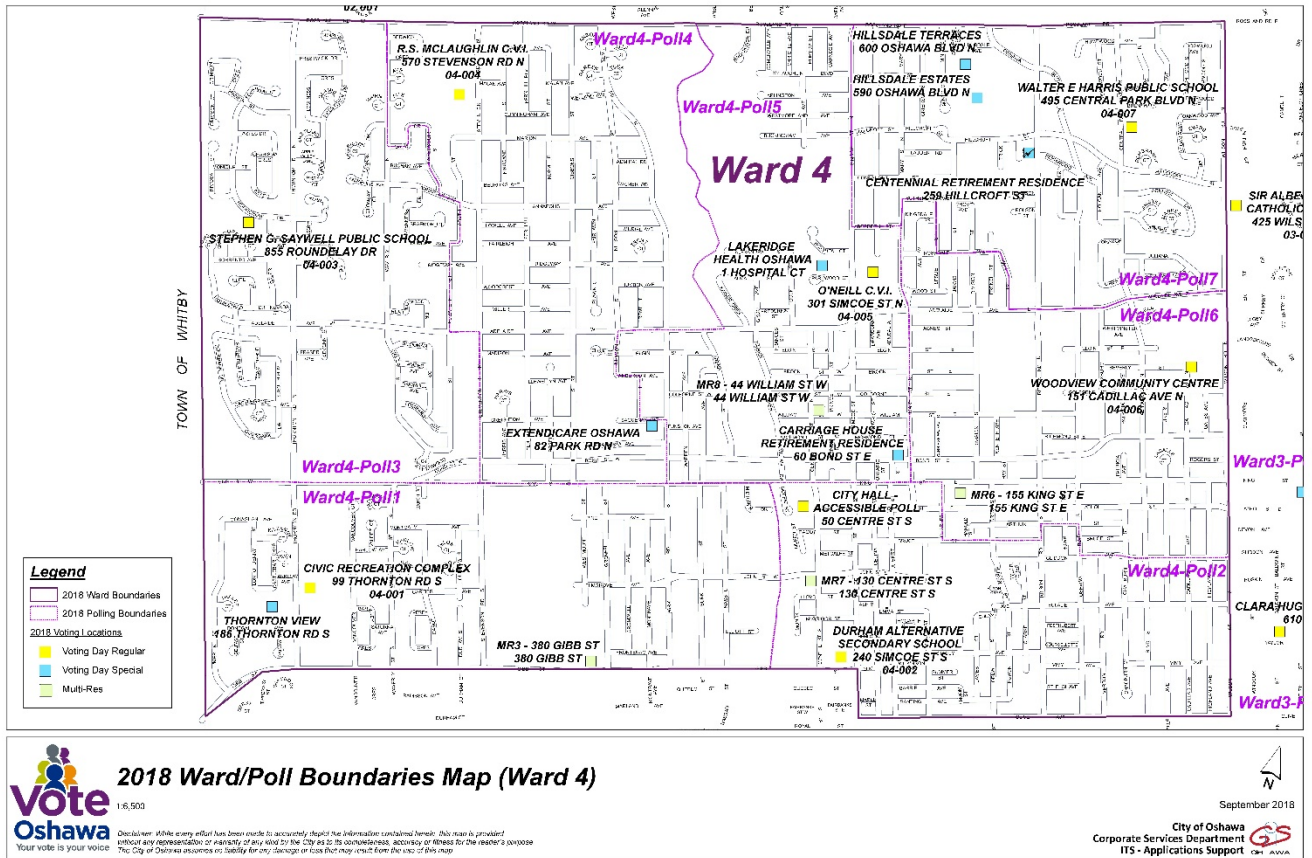
2018 Ward/Poll Boundaries Map (Ward 3)
 1:7,000
 September 2018

City of Oshawa
 Corporate Services Department
 ITS - Applications Support

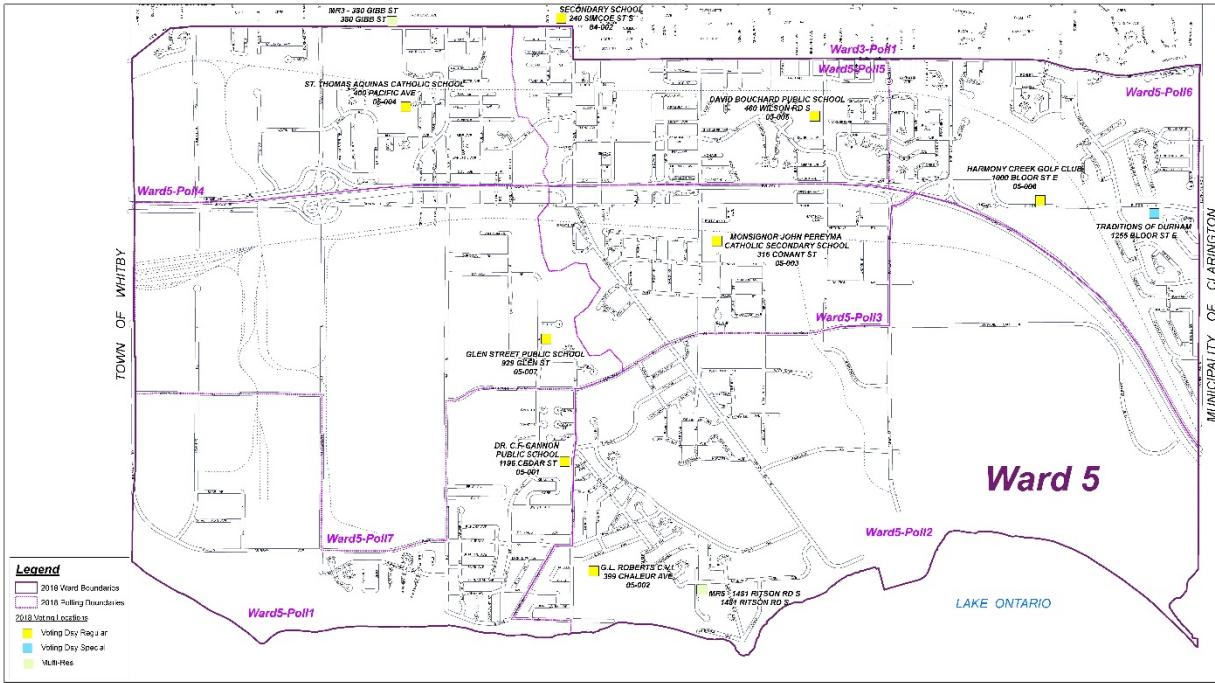
Vote Oshawa
 Your vote is your voice

Disclaimer: While every effort has been made to accurately depict the information contained herein, this map is provided without any representation or warranty of any kind by the City as to its completeness, accuracy or fitness for the reader's purpose. The City of Oshawa assumes no liability for any damage or loss that may result from the use of this map.

Ward/Voting Places Map – Ward 4



Ward/Voting Places Map – Ward 5



Legend

- 2018 Ward Boundaries
- 2018 Polling Boundaries
- 2018 Voting Locations
- Voting Day Regular
- Voting Day Special
- Multi-Res

2018 Ward/Poll Boundaries Map (Ward 5)
 1:9,000

September 2018

City of Oshawa
 Corporate Services Department
 ITS - Applications Support